

**Chelan, Manson
& Stehekin (Cycle 4)
2024-2025 Market
Sales Analysis Packet**

**THIS PAGE INTENTIONALLY
LEFT BLANK**

**Chelan County Assessor 2024 Community Meetings
Cycle 4: Preliminary Market Sales Analysis STATS for 2024-2025***

Neighborhood Code	Neighborhood Description	STATS Ratio	# of STATS Sales*	DOR Ratio	# of DOR Sales*	MH Ratio	# of MH Sales*	Y2Y Difference
4CHER	Cycle 4 Chelan City	87.56%	125	86.29%	71	67.24%	3	8.01%
4CRNR	Cycle 4 Chelan Rural North	90.50%	25	86.76%	9	55.31%	1	3.05%
4CRSR	Cycle 4 Chelan Rural South	79.30%	12	79.30%	12	59.97%	4	-7.13%
4CVNR	Cycle 4 Chelan Valley North	88.10%	22	91.21%	12	N/A	N/A	35.53%
4CVSR	Cycle 4 Chelan Valley South	81.00%	44	87.45%	23	77.93%	7	8.23%
4CWNR	Cycle 4 Chelan Water North	74.90%	35	83.88%	5	N/A	N/A	4.76%
4CWSR	Cycle 4 Chelan Water South	77.36%	32	73.80%	6	111.97%**	1**	8.06%
4MANR	Cycle 4 Manson	86.13%	188	86.72%	65	79.47%	9	-5.03%
4RIVR	Cycle 4 Columbia River	81.38%	19	86.48%	14	85.21%	7	14.20%
4STER	Cycle 4 Stehekin	89.72%	7	87.90%	2	N/A	N/A	5.07%

*We only include sales involving a warranty deed or a real estate contract that occurred during the twelve-month period in our sales analysis (WAC 458-53-080(1)). The 2024 assessed value is as of January 1, 2024 and is based on sales from January 1, 2023, through December 1, 2023. Sales or transfers of real property involving instruments other than a warranty deed or real estate contract are not considered in the analysis. For a complete list of sales exempted, please refer to WAC 458-53-080(2).

**No market adjustments for 2024-2025; not enough sale data.

Cycle 4 Neighborhoods: Chelan/Manson/Stehekin

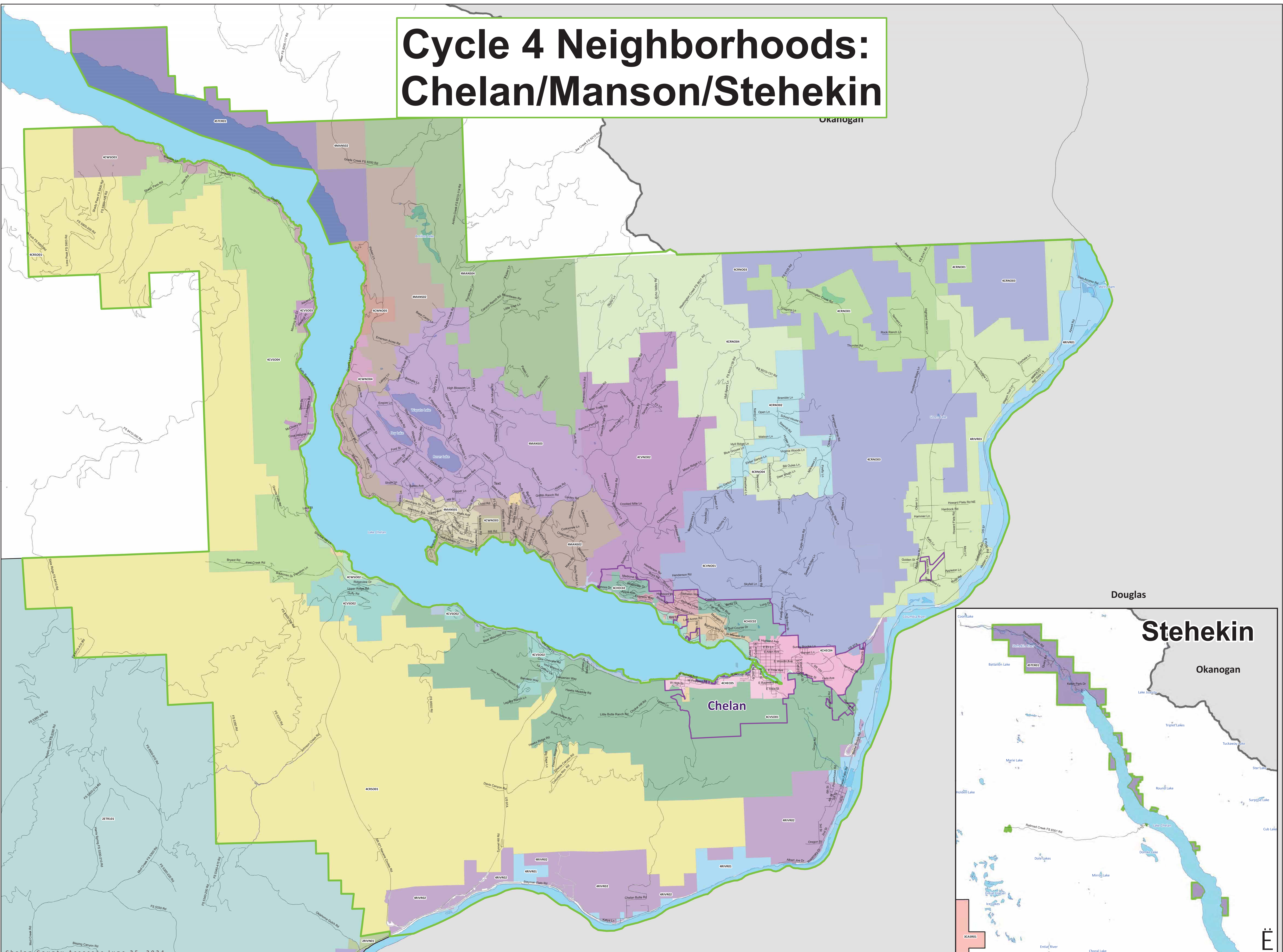
Okanogan

Douglas

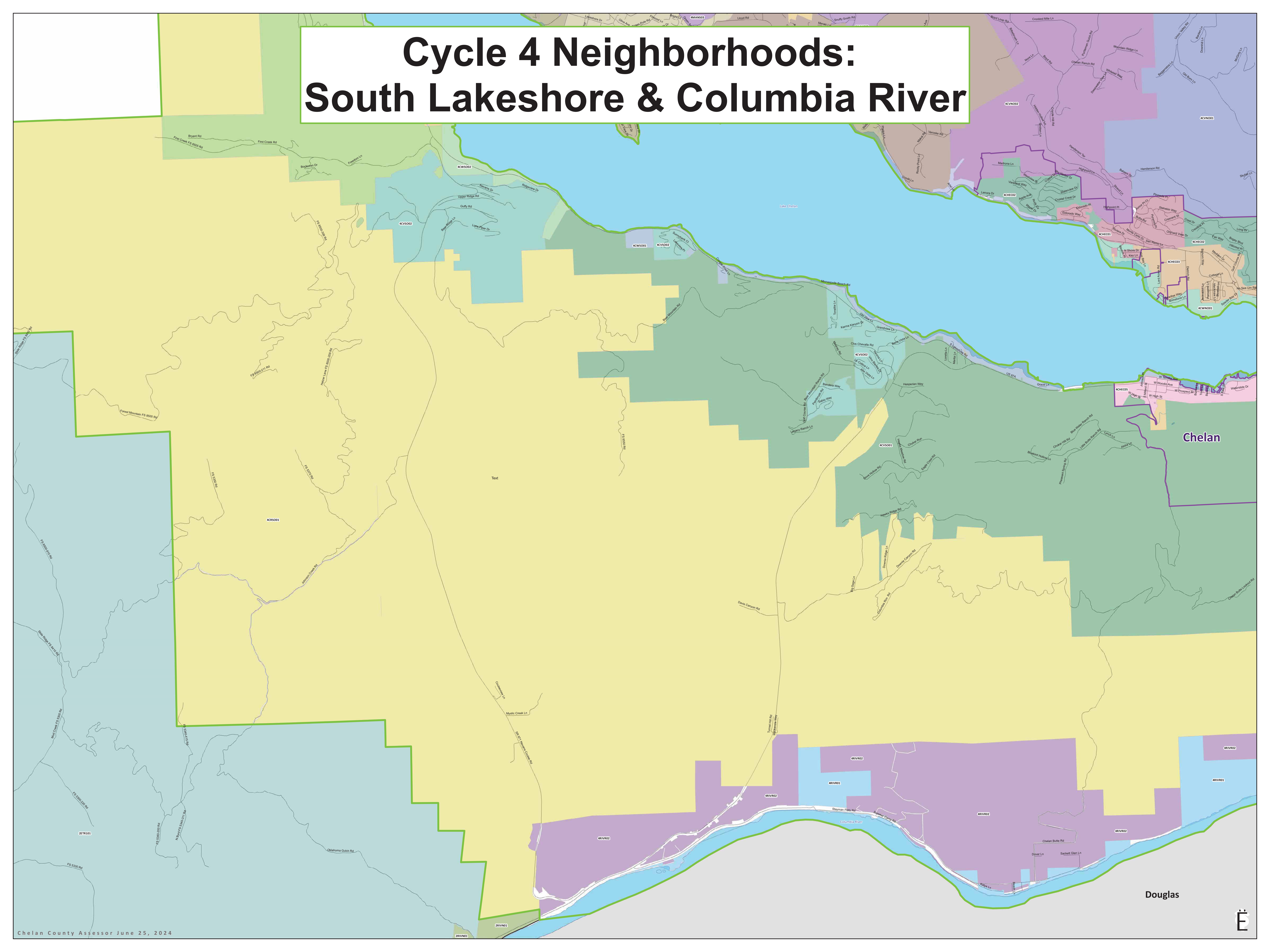
Stehekin

Okanogan

Chelan




Cycle 4 Neighborhoods: South Lakeshore & Columbia River

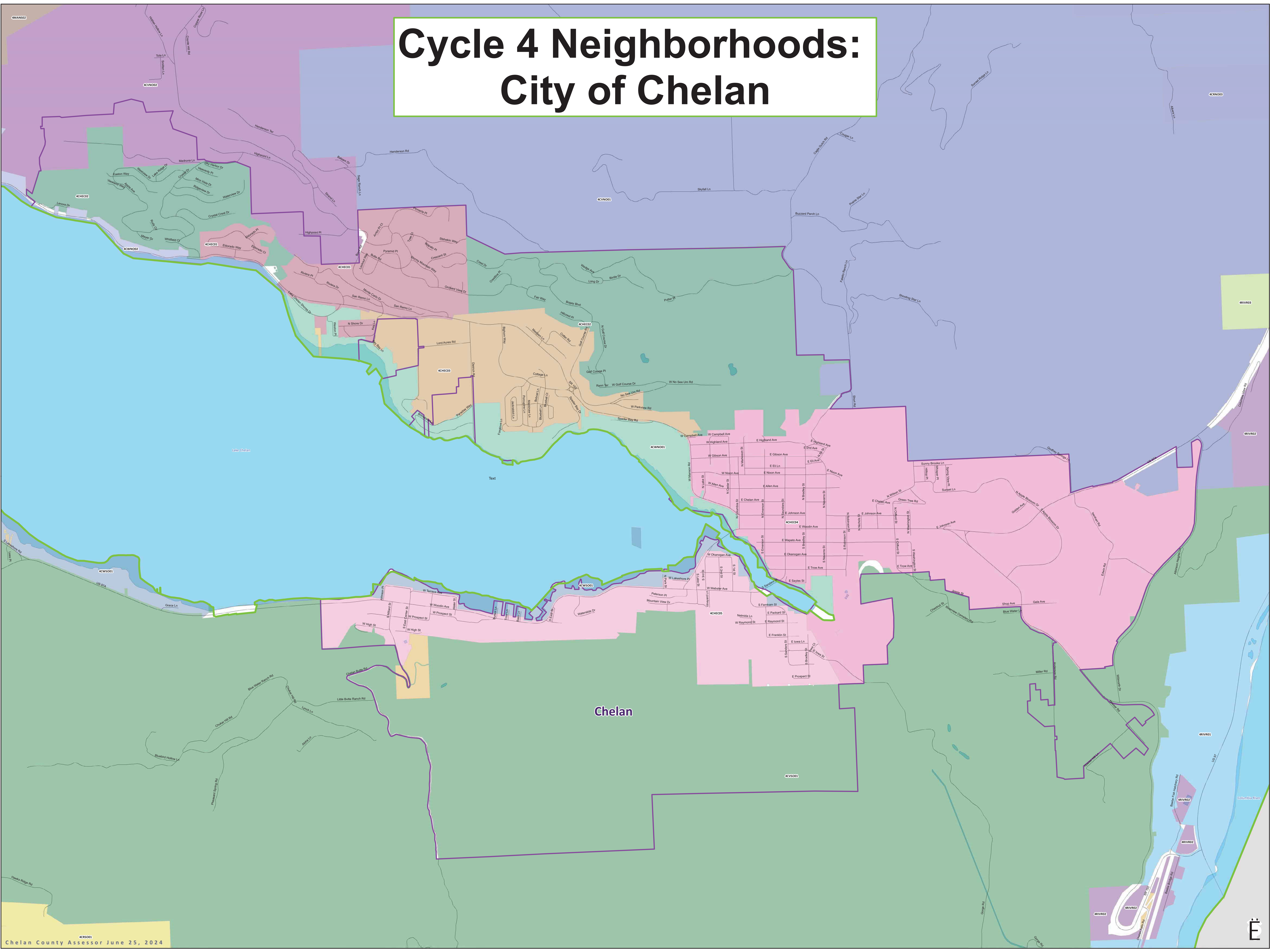


Chelan

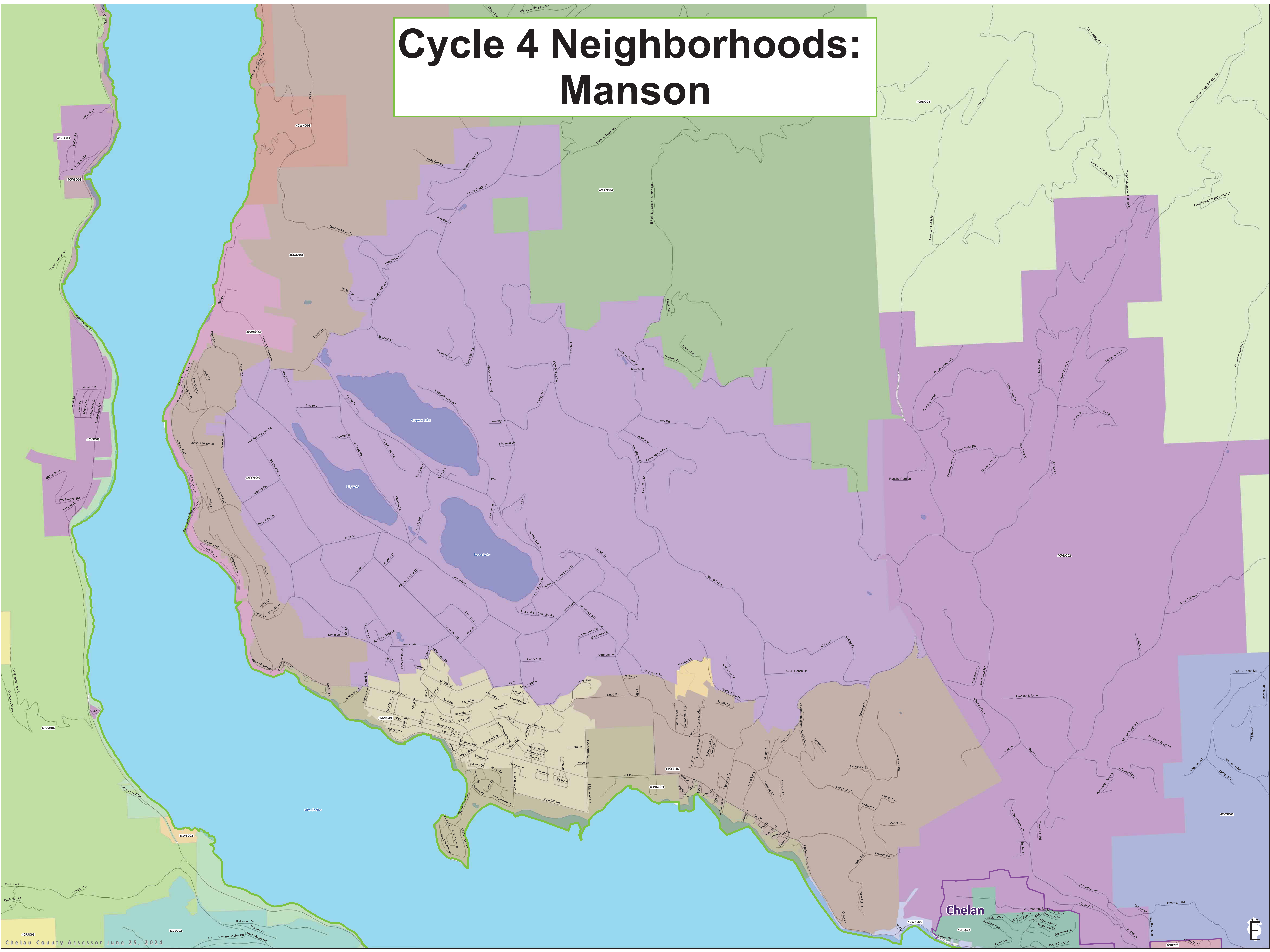
Douglas



Cycle 4 Neighborhoods: City of Chelan



Cycle 4 Neighborhoods: Manson



Cycle 4: Chelan, Manson Stehekin
STATS Ratio Sales Data for 2024-2025

pid	date	sprice	land	imp	mkt	acr	subd	hood	subs	class	RATIO
42047	9/11/2019	\$3,150,000	512000	2320618	\$2,832,618	1.70	1175	4CWNO01R01	LDACW	1 STY	89.92%
48354	3/31/2020	\$359,000	303978	0	\$303,978	5.05		4MANSO3R01	LKWAP		84.67%
51490	5/26/2020	540000	92367	382492	474859	23.12		4CRNO03R01	Z4620	1 STY	87.94%
67630	6/8/2020	\$195,000	194773	0	\$194,773	5.20		4MANSO3R01	LKWAP	1 STY	99.88%
49784	7/6/2020	\$810,000	292985	560903	\$853,888	1.11	551	4MANSO2R01	Z4740	1 STY	105.42%
42647	7/23/2020	1145000	155760	838419	994179	1.26	1852	4CHECO2R01	RIDGE	1 STY	86.83%
47707	8/4/2020	\$525,000	509435	0	\$509,435	21.00		4MANSO3R01	LKWAP		97.04%
39909	8/11/2020	\$1,700,000	1268800	66521	\$1,335,321	0.62	1190	4CWNO03R01	4HYAC		78.55%
67633	8/11/2020	\$199,000	194773	0	\$194,773	5.20		4MANSO3R01	LKWAP		97.88%
67632	8/19/2020	\$180,000	191937	0	\$191,937	5.10		4MANSO3R01	LKWAP		106.63%
48115	8/20/2020	\$750,000	293750	411317	\$705,067	0.50	1685	4MANSO2R01	PCNWF	1 STY	94.01%
42482	9/1/2020	169000	168960	0	168960	0.96	806	4CHECO2R01	Z4700		99.98%
48059	9/4/2020	\$250,000	378125	0	\$378,125	2.21	830	4MANSO2R01	CHDRT	1.5 ST FIN	151.25%
67686	9/8/2020	367500	287245	0	287245	1.65	CRYSTLDIV7	4CHECO2R01	Z4003		78.16%
48117	9/10/2020	\$165,000	146875	20564	\$167,439	0.27	1685	4MANSO2R01	PCNWF		101.48%
42402	9/22/2020	161900	161700	0	161700	0.66	672	4CHECO2R01	Z4700		99.88%
67683	10/1/2020	279950	279180	0	279180	0.4	CRYSTLDIV7	4CHECO2R01	Z4003		99.72%
51755	10/19/2020	\$220,000	206000	0	\$206,000	0.35		4CWSO03R01	Z4220		93.64%
39987	10/23/2020	\$1,100,000	352000	325619	\$677,619	0.85		4CWSO02R01	Z4300	1.5 ST FIN	61.60%
42465	10/26/2020	1375000	184800	1051926	1236726	0.65	806	4CHECO2R01	Z4700	1 STY	89.94%
67691	10/26/2020	75000	113099	0	113099	2.23	CRYSTLDIV7	4CHECO2R01	Z4003		150.80%
40686	11/2/2020	1645000	386998	1258335	1645333	2.5	293	4CVNO02R01	CHLND	1 STY	100.02%
41042	11/2/2020	\$300,000	255750	0	\$255,750	1.22	810	4CWNO02R01	Z4740		85.25%
51693	11/9/2020	\$93,000	92700	0	\$92,700	1.82		4CWSO03R01	Z4220		99.68%
40693	11/13/2020	1050000	394108	650718	1044826	2.23	293	4CVNO02R01	CHLND	1.5 ST FIN	99.51%
48402	11/18/2020	\$500,000	266536	140188	\$406,724	3.73	845	4MANSO3R01	LKWAP	MBL HOME	81.34%
47411	11/23/2020	\$425,000	116800	290474	\$407,274	2.27	485	4CWNO05R01	Z4920	1 STY	95.83%
48967	12/14/2020	\$395,000	270270	0	\$270,270	0.28	945	4CWSO02R01	Z4280		68.42%
50320	1/14/2021	\$365,000	234540	139091	\$373,631	5.78	304	4MANSO3R01	CHTRL	MBL HOME	102.36%
42709	1/21/2021	300000	279136	0	279136	4.5		4CHECO2R01	4GOLF		93.05%
48053	2/23/2021	\$345,000	378125	0	\$378,125	2.17	830	4MANSO2R01	CHDRT		109.60%
47459	3/1/2021	\$725,000	777650	0	\$777,650	0.47		4CWSO03R01	Z4240		107.26%
47879	3/22/2021	\$220,000	176250	0	\$176,250	0.37	1685	4MANSO2R01	PCNWF		80.11%
42481	3/23/2021	140000	95040	0	95040	0.65	806	4CHECO2R01	Z4700	1 STY	67.89%
50241	3/25/2021	24900	24948	4068	29016	20		4CRNO03R01	Z4640		116.53%
47763	3/26/2021	\$1,180,000	660000	71288	\$731,288	0.45	385	4CWSO02R01	Z4240	1 STY	61.97%
45268	4/13/2021	200000	200070	0	200070	0.23	2430	4CHECO5R01	CL501		100.04%
48874	4/15/2021	\$1,400,000	1242000	0	\$1,242,000	1.70	830	4CWNO04R01	Z4860		88.71%
69693	4/20/2021	\$515,000	244900	0	\$244,900	0.53	P2021-293	4MANSO3R01	Z4005	1 STY	47.55%
69694	4/20/2021	\$515,000	244900	0	\$244,900	0.50	P2021-293	4MANSO3R01	Z4005		47.55%
69695	4/20/2021	\$515,000	244900	0	\$244,900	0.54	P2021-293	4MANSO3R01	Z4005		47.55%
69696	4/20/2021	\$515,000	244900	0	\$244,900	0.42	P2021-293	4MANSO3R01	Z4005		47.55%
69697	4/20/2021	\$515,000	244900	0	\$244,900	0.50	P2021-293	4MANSO3R01	Z4005		47.55%
69698	4/20/2021	\$515,000	244900	0	\$244,900	0.89	P2021-293	4MANSO3R01	Z4005		47.55%
69699	4/20/2021	\$515,000	244900	0	\$244,900	0.46	P2021-293	4MANSO3R01	Z4005		47.55%
69700	4/20/2021	\$515,000	244900	0	\$244,900	0.54	P2021-293	4MANSO3R01	Z4005		47.55%
69702	4/20/2021	\$515,000	244900	0	\$244,900	0.46	P2021-293	4MANSO3R01	Z4005		47.55%
47471	4/23/2021	175000	169178	0	169178	5.17		4CVSO04R01	Z4240		96.67%
47473	4/23/2021	290000	169203	11435	180638	5.19		4CVSO04R01	Z4240	MBL HOME	62.29%
67589	5/6/2021	210550	183040	0	183040	0.28		4CHECO2R01	4GOLF	1 STY	86.93%
47472	5/6/2021	250000	168986	15542	184528	5.02		4CVSO04R01	Z4240	MBL HOME	73.81%

Cycle 4: Chelan, Manson Stehekin
STATS Ratio Sales Data for 2024-2025

pid	date	sprice	land	imp	mkt	acr	subd	hood	subs	class	RATIO
40953	5/19/2021	\$1,625,000	724284	1638985	\$2,363,269	0.48	404	4CWNO02R01	CTLVW	1 STY	145.43%
49017	5/26/2021	\$2,400,000	330000	1096542	\$1,426,542	0.32		4CWSO02R01	Z4280	2 STY	59.44%
63493	5/26/2021	\$222,500	175100	0	\$175,100	0.41		4CWSO03R01	Z4220		78.70%
48946	6/1/2021	\$1,550,000	214500	669459	\$883,959	0.12	945	4CWSO02R01	Z4280	1 STY	57.03%
48695	6/2/2021	\$800,000	198750	421127	\$619,877	0.33	825	4MANSO2R01	LKSHR	1 STY	77.48%
40916	6/7/2021	\$420,000	190650	27093	\$217,743	0.34		4CWNO02R01	CABNA		51.84%
48427	6/7/2021	\$150,000	154907	0	\$154,907	13.25		4MANSO3R01	MAN01		103.27%
45523	6/22/2021	112000	111150	0	111150	0.29		4CHECO5R01	CL501		99.24%
42213	6/24/2021	\$6,750,000	2234901	135900	\$2,370,801	30.46		4CWNO01R01	Z4003	1 STY	35.12%
41025	7/1/2021	\$725,000	269700	108188	\$377,888	0.34	1485	4CWNO02R01	CABNA		52.12%
48240	7/6/2021	350000	207500	78028	285528	0.47	2530	4CVSO03R01	Z4260		81.58%
40678	7/14/2021	1645000	469143	806663	1275806	2.91	293	4CVNO02R01	CHLND	1.5 ST FIN	77.56%
51317	7/15/2021	100000	99960	0	99960	10		4CRNO02R01	Z4620		99.96%
47913	7/20/2021	250000	249166	0	249166	1.1		4CVSO03R01	Z4240		99.67%
50451	7/26/2021	\$185,000	161975	0	\$161,975	8.50	302	4MANSO3R01	CHTRL		87.55%
66314	7/27/2021	1100000	242528	848640	1091168	0.26	LGCRYDGE1	4CHECO2R01	Z4003	2 STY	99.20%
50488	7/29/2021	850000	160930	692534	853464	20		4CRNO04R01	Z4640	1.5 ST FIN	100.41%
42360	8/6/2021	175000	92400	0	92400	0.29	673	4CHECO2R01	Z4700		52.80%
50734	8/16/2021	\$330,000	200000	53390	\$253,390	0.25	1087	4MANSO2R01	Z4740	MBL HOME	76.78%
50171	8/30/2021	186500	165110	14179	179289	20		4CRNO04R01	Z4640	1 STY	96.13%
49100	8/30/2021	\$1,946,000	573000	1020717	\$1,593,717	0.33	2500	4CWNO04R01	WN401	2 STY	81.90%
52146	9/2/2021	375000	79500	96990	176490	0.85	955	4STER01R01	Z4960	1 STY	47.06%
50108	9/10/2021	\$239,000	206340	0	\$206,340	0.05	2334	4MANSO1R01	MN102		86.33%
47417	9/13/2021	\$235,000	116800	25487	\$142,287	2.19	485	4CWNO05R01	Z4920		60.55%
45169	9/15/2021	375000	149760	152116	301876	0.15	2080	4CHECO5R01	CL502	1 STY	80.50%
50509	9/16/2021	512000	146328	356311	502639	11.84		4CRNO02R01	Z4640	1 STY	98.17%
66846	9/16/2021	\$299,000	242000	0	\$242,000	0.61		4CWSO02R01	Z4300		80.94%
47848	9/21/2021	\$625,000	146875	339540	\$486,415	0.14	1690	4MANSO2R01	PCNWF	1 STY	77.83%
50792	9/26/2021	\$1,735,000	398750	1104796	\$1,503,546	0.32	1317	4MANSO2R01	MLBNW	2 STY	86.66%
48354	9/27/2021	\$490,000	303978	0	\$303,978	5.05		4MANSO3R01	LKWAP		62.04%
47495	9/29/2021	400000	166000	58487	224487	0.43		4CVSO03R01	Z4240	MBL HOME	56.12%
48998	9/29/2021	\$894,799	543583	429238	\$972,821	0.87		4CWSO02R01	Z4280	1 STY	108.72%
49039	10/7/2021	385000	83000	102944	185944	0.1	703	4CVSO03R01	Z4280	1 STY	48.30%
45075	10/11/2021	290000	149760	138706	288466	0.15	2080	4CHECO5R01	CL502	1 STY	99.47%
66625	10/11/2021	\$3,495,000	605120	2588433	\$3,193,553	0.39	P2010-006	4CWNO03R01	Z4860	1 STY	91.37%
48821	10/11/2021	\$825,000	256250	412098	\$668,348	0.57	2023	4MANSO2R01	Z4860	1 STY	81.01%
50837	10/14/2021	\$725,000	186000	498309	\$684,309	0.49	2151	4MANSO2R01	SMRBZ	2 STY	94.39%
66106	10/21/2021	\$500,000	300120	0	\$300,120	0.37		4CWNO03R01	Z4860		60.02%
42578	10/25/2021	\$1,900,000	416000	32854	\$448,854	1.45	1175	4CWNO01R01	LDACW	dock	23.62%
48912	10/27/2021	\$4,425,000	350350	1945379	\$2,295,729	0.25	945	4CWSO02R01	Z4280	1.5 ST FIN	51.88%
51204	10/27/2021	687522	682080	0	682080	28		4RIVR01R01	Z4002		99.21%
51749	10/28/2021	90000	89600	0	89600	2.1		4CVSO04R01	Z4220		99.56%
49073	10/28/2021	\$799,000	300120	32101	\$332,221	0.38		4CWNO03R01	Z4860	dock	41.58%
67680	11/1/2021	900000	248160	830506	1078666	0.39	CRYSTLDIV7	4CHECO2R01	Z4003	1 STY	119.85%
48702	11/12/2021	\$480,000	364500	0	\$364,500	0.90	825	4CWNO04R01	Z4860		75.94%
49756	11/17/2021	\$225,000	222300	0	\$222,300	0.19	2354	4MANSO1R01	Z4840	1 STY	98.80%
63836	11/19/2021	300000	256024	0	256024	1.96		4CVNO02R01	4CVN1		85.34%
42644	11/20/2021	229000	134992	0	134992	0.59	1852	4CHECO2R01	RIDGE		58.95%
50408	11/20/2021	\$848,559	362415	206958	\$569,373	20.14	304	4MANSO3R01	CHTRL	1.5 ST FIN	67.10%
48430	11/29/2021	\$360,000	282825	97846	\$380,671	20.09		4MANSO3R01	MAN01	MBL HOME	105.74%
68876	12/10/2021	370000	251760	0	251760	10.9		4CVNO02R01	4CVN1		68.04%

Cycle 4: Chelan, Manson Stehekin
STATS Ratio Sales Data for 2024-2025

pid	date	sprice	land	imp	mkt	acr	subd	hood	subs	class	RATIO
51446	12/13/2021	660000	125479	479137	604616	20.38		4CRNO02R01	Z4620	1 STY	91.61%
49080	1/31/2022	\$2,600,000	868640	1006341	\$1,874,981	0.83	1190	4CWNO03R01	Z4760	1 STY	72.11%
49974	2/7/2022	\$749,000	171000	378200	\$549,200	0.33	2333	4MANSO1R01	Z4840	BI-LEVEL	73.32%
50084	2/8/2022	\$375,000	206340	113397	\$319,737	0.06	2334	4MANSO1R01	MN102	MBL HOME	85.26%
52072	2/22/2022	457000	82219	406875	489094	2.14		4STER01R01	Z4940	1.5 ST FIN	107.02%
45062	2/23/2022	195500	149760	137261	287021	0.14	2080	4CHECO5R01	CL502	1 STY	146.81%
51719	2/23/2022	735000	96000	539850	635850	0.4		4CVSO04R01	Z4220	1 STY	86.51%
45124	3/2/2022	367100	149760	87902	237662	0.21	2080	4CHECO5R01	CL502	MBL HOME	64.74%
66315	3/7/2022	1000000	242528	686817	929345	0.33	LGCYRDGE1	4CHECO2R01	Z4003	2 STY	92.93%
66316	3/8/2022	1000000	242528	623098	865626	0.36	LGCYRDGE1	4CHECO2R01	Z4003	1 STY	86.56%
69117	3/14/2022	385000	383633	0	383633	2.5	293	4CVNO02R01	CHLND		99.64%
68983	3/15/2022	\$300,000	286710	0	\$286,710	1.03	1240	4MANSO1R01	Z4780		95.57%
50492	3/16/2022	240000	130158	108555	238713	19.99		4CRNO02R01	Z4640	2 STY	99.46%
49300	3/17/2022	\$340,000	190000	0	\$190,000	1.00	1190	4MANSO1R01	Z4760		55.88%
64565	3/18/2022	\$295,000	265500	0	\$265,500	0.47	NEST	4MANSO2R01	NEST1		90.00%
67205	3/24/2022	\$565,000	200000	361494	\$561,494	0.26	BENNETTRD	4MANSO2R01	Z4004	1 STY	99.38%
50136	4/4/2022	\$840,000	111150	506364	\$617,514	0.66	2337	4MANSO1R01	Z4840	1 STY	73.51%
42359	4/5/2022	168000	110880	0	110880	0.2	673	4CHECO2R01	Z4700		66.00%
42480	4/11/2022	215000	132000	0	132000	0.39	806	4CHECO2R01	Z4700		61.40%
42755	4/12/2022	405000	249900	0	249900	0.15	660	4CHECO4R01	NCTY2		61.70%
67209	4/12/2022	\$500,000	200000	365708	\$565,708	0.23	BENNETTRD	4MANSO2R01	Z4004	2 STY	113.14%
42589	4/13/2022	229000	138600	0	138600	0.25	1479	4CHECO2R01	Z4680		60.52%
50520	4/13/2022	595000	142800	573023	715823	6		4CRNO02R01	Z4640	1 STY	120.31%
42601	4/14/2022	140000	138600	0	138600	0.32	1479	4CHECO2R01	Z4680	1 STY	99.00%
42102	4/15/2022	225000	194012	0	194012	0.24	1875	4CHECO1R01	CHILL		86.23%
40715	4/15/2022	294000	223860	0	223860	0.23	1040	4CHECO1R01	CHILL		76.14%
68712	4/25/2022	\$265,000	190000	0	\$190,000	0.66	1240	4MANSO1R01	Z4004		71.70%
68713	4/25/2022	\$335,000	194560	0	\$194,560	1.08	1240	4MANSO1R01	Z4004		58.08%
50119	4/29/2022	\$235,000	206340	0	\$206,340	0.06	2334	4MANSO1R01	MN102		87.80%
50794	5/2/2022	\$1,450,000	362500	1077842	\$1,440,342	0.39	1317	4MANSO2R01	MLBNW	1.5 ST FIN	99.33%
69286	5/2/2022	\$209,000	208000	0	\$208,000	0.24	P2018-178	4MANSO2R01	Z4004		99.52%
69284	5/4/2022	\$219,000	208000	0	\$208,000	0.24	P2018-178	4MANSO2R01	Z4004		94.98%
69285	5/4/2022	\$219,000	208000	0	\$208,000	0.24	P2018-178	4MANSO2R01	Z4004		94.98%
69292	5/4/2022	\$209,000	208000	0	\$208,000	0.24	P2018-178	4MANSO2R01	Z4004		99.52%
69290	5/5/2022	\$199,000	208000	0	\$208,000	0.24	P2018-178	4MANSO2R01	Z4004		104.52%
69293	5/9/2022	\$219,000	208000	0	\$208,000	0.24	P2018-178	4MANSO2R01	Z4004		94.98%
69297	5/9/2022	\$249,000	208000	0	\$208,000	0.24	P2018-178	4MANSO2R01	Z4004		83.53%
48978	5/10/2022	585000	359040	0	359040	10.3		4CVSO04R01	Z4280		61.37%
40703	5/16/2022	425000	386325	0	386325	3.3	293	4CVNO02R01	CHLND		90.90%
61949	5/16/2022	3550000	378585	1708518	2087103	0.92		4CVNO02R01	CHLND	1.5 ST FIN	58.79%
69294	5/16/2022	\$239,000	208000	0	\$208,000	0.24	P2018-178	4MANSO2R01	Z4004		87.03%
69296	5/16/2022	\$249,000	208000	0	\$208,000	0.24	P2018-178	4MANSO2R01	Z4004		83.53%
45065	5/17/2022	795000	219024	630179	849203	0.33	2080	4CHECO5R01	CL503	1 STY	106.82%
69298	5/17/2022	\$249,000	208000	0	\$208,000	0.29	P2018-178	4MANSO2R01	Z4004		83.53%
46680	5/23/2022	425000	172200	222882	395082	0.24	2135	4CHECO4R01	NCTY3	1 STY	92.96%
69323	5/27/2022	\$250,000	250480	0	\$250,480	0.60	P2013-338	4MANSO3R01	Z4920		100.19%
69318	5/30/2022	\$185,000	156550	0	\$156,550	0.47	P2013-338	4MANSO3R01	Z4920		84.62%
69319	5/30/2022	\$295,000	250480	0	\$250,480	0.47	P2013-338	4MANSO3R01	Z4920		84.91%
69316	5/31/2022	\$275,000	250480	0	\$250,480	0.76	P2013-338	4MANSO3R01	Z4920		91.08%
40654	6/2/2022	480000	363440	0	363440	0.83	414	4CHECO2R01	CTLVW		75.72%
49290	6/2/2022	\$2,050,000	849120	446922	\$1,296,042	0.56	1190	4CWNO03R01	Z4760	1.5 ST FIN	63.22%

Cycle 4: Chelan, Manson Stehekin
STATS Ratio Sales Data for 2024-2025

pid	date	sprice	land	imp	mkt	acr	subd	hood	subs	class	RATIO
50150	6/2/2022	\$225,000	163020	0	\$163,020	0.40	2337	4MANS01R01	Z4840	2 STY	72.45%
45431	6/6/2022	1300000	205335	704661	909996	0.14	1050	4CHECO5R01	CL503	1.5 ST FIN	70.00%
69170	6/6/2022	\$2,150,000	2129381	14535	\$2,143,916	0.79	SDP2019-10	4CWSO01R01	Z4380	dock	99.72%
48844	6/8/2022	\$1,775,000	500000	887319	\$1,387,319	0.42	2500	4MANS02R01	Z4860	1 STY	78.16%
46686	6/9/2022	575000	172200	416425	588625	0.25	2135	4CHECO4R01	NCTY3	MBL HOME	102.37%
69320	6/9/2022	\$155,000	156550	0	\$156,550	0.44	P2013-338	4MANS03R01	Z4920		101.00%
41000	6/10/2022	530000	373824	0	373824	0.39	409	4CHECO2R01	CTLVW		70.53%
42579	6/13/2022	\$3,300,000	368000	2388071	\$2,756,071	1.32	1175	4CWNO01R01	LDACW	1 STY	83.52%
51162	6/14/2022	600000	99425	232458	331883	20		4CRNO01R01	Z4600	MBL HOME	55.31%
69321	6/14/2022	\$225,000	156550	0	\$156,550	0.44	P2013-338	4MANS03R01	Z4920		69.58%
69321	6/14/2022	\$225,000	156550	0	\$156,550	0.44	P2013-338	4MANS03R01	Z4920		69.58%
69322	6/15/2022	\$195,000	156550	0	\$156,550	0.51	P2013-338	4MANS03R01	Z4920		80.28%
69322	6/15/2022	\$195,000	156550	0	\$156,550	0.51	P2013-338	4MANS03R01	Z4920		80.28%
69175	6/20/2022	\$3,200,000	2646221	27852	\$2,674,073	0.77	SDP2019-10	4CWSO01R01	Z4380	dock	83.56%
42163	6/24/2022	81500	71635	0	71635	0.2	1875	4CHECO1R01	CHILL		87.90%
42645	6/27/2022	899000	155760	739271	895031	0.91	1852	4CHECO2R01	RIDGE	1 STY	99.56%
42262	6/29/2022	605000	183040	417764	600804	0.33	645	4CHECO2R01	4GOLF	1 STY	99.31%
50495	6/29/2022	225000	152569	0	152569	26.63		4CRNO02R01	Z4640		67.81%
68529	6/29/2022	\$625,000	440000	0	\$440,000	2.30	825	4MANS02R01	Z4860		70.40%
68970	6/29/2022	\$199,000	200000	0	\$200,000	0.38	1190	4MANS02R01	Z4760		100.50%
48347	7/1/2022	\$435,000	203360	90530	\$293,890	2.56		4MANS03R01	Z4920		67.56%
50298	7/5/2022	\$535,000	143026	281051	\$424,077	17.91		4MANS03R01	Z4640	1.5 ST FIN	79.27%
41218	7/7/2022	\$2,890,000	1593000	948397	\$2,541,397	0.52	1835	4CWSO01R01	Z4320	1.5 ST FIN	87.94%
50272	7/8/2022	650000	174149	344742	518891	19.94		4CVNO02R01	4CVN1	1 STY	79.83%
50121	7/11/2022	\$370,000	206340	73682	\$280,022	0.05	2334	4MANS01R01	MN102	MBL HOME	75.68%
51377	7/12/2022	510000	103566	402084	505650	12.02		4RIVR03R01	Z4620	1 STY	99.15%
49765	7/13/2022	\$985,000	222300	708664	\$930,964	0.28	2354	4MANS01R01	Z4840	1 STY	94.51%
50892	7/15/2022	\$575,000	510313	0	\$510,313	11.55	810	4MANS02R01	Z4004		88.75%
69167	7/19/2022	\$2,225,000	2129381	14535	\$2,143,916	0.78	SDP2019-10	4CWSO01R01	Z4380	dock	96.36%
48809	7/26/2022	\$1,149,000	256250	876197	\$1,132,447	0.49	2023	4MANS02R01	Z4860	1 STY	98.56%
42090	7/27/2022	179000	179088	0	179088	0.23	1875	4CHECO1R01	CHILL		100.05%
62038	7/28/2022	\$285,000	285000	0	\$285,000	0.31	1240	4MANS01R01	Z4780		100.00%
50005	7/29/2022	\$590,000	102505	443441	\$545,946	0.10	2336	4MANS01R01	4VILL	1 STY	92.53%
62627	8/1/2022	\$159,000	157700	0	\$157,700	0.11	VILLAGII	4MANS01R01	4VILL		99.18%
51750	8/5/2022	\$2,250,000	770440	1474783	\$2,245,223	1.12		4CWSO03R01	Z4220	1.5 ST FIN	99.79%
50006	8/10/2022	\$570,000	102505	407627	\$510,132	0.12	2336	4MANS01R01	4VILL	1 STY	89.50%
50836	8/10/2022	\$846,000	186000	489130	\$675,130	0.41	2151	4MANS02R01	SMRBZ	2 STY	79.80%
41027	8/11/2022	\$1,000,000	270630	733390	\$1,004,020	0.42	1485	4CWNO02R01	CABNA	1 STY	100.40%
46302	8/11/2022	625000	206175	72488	278663	1.74		4RIVR03R01	Z4002		44.59%
49688	8/17/2022	\$810,000	171000	617994	\$788,994	0.14	1285	4MANS01R01	Z4760	1.5 ST FIN	97.41%
50742	8/22/2022	\$3,750,000	1171200	1418765	\$2,589,965	0.31	1185	4CWNO03R01	Z4740	1 STY	69.07%
67197	8/22/2022	\$650,000	200000	389829	\$589,829	0.23	BENNETTRD	4MANS02R01	Z4004	1 STY	90.74%
47538	8/23/2022	\$1,450,000	508820	437540	\$946,360	0.13	1265	4CWSO03R01	Z4240	1.5 ST FIN	65.27%
51237	8/24/2022	275000	182040	0	182040	20		4CRNO01R01	Z4600		66.20%
50250	8/25/2022	161000	160930	0	160930	20		4CRNO04R01	Z4640	2 STY	99.96%
51443	8/25/2022	450000	166155	218502	384657	20		4CRNO04R01	Z4620	1.5 ST FIN	85.48%
41256	8/29/2022	\$2,200,000	1035000	9232	\$1,044,232	0.41		4CWNO01R01	KBAYW	dock	47.47%
47858	8/30/2022	\$270,000	270000	0	\$270,000	0.25	1690	4CWNO04R01	Z4880		100.00%
49160	8/31/2022	\$840,000	285000	429882	\$714,882	0.66	820	4MANS01R01	Z4840	1 STY	85.11%
66630	9/1/2022	\$565,000	302560	0	\$302,560	0.24	P2010-006	4CWNO03R01	Z4860		53.55%
48376	9/7/2022	\$814,000	189100	626233	\$815,333	0.58	845	4MANS03R01	LKWAP	1 STY	100.16%

Cycle 4: Chelan, Manson Stehekin
STATS Ratio Sales Data for 2024-2025

pid	date	sprice	land	imp	mkt	acr	subd	hood	subs	class	RATIO
48376	9/7/2022	\$814,000	189100	626233	\$815,333	0.58	845	4MANSO3R01	LKWAP	1 STY	100.16%
50013	9/8/2022	\$585,000	94620	435610	\$530,230	0.11	2336	4MANSO1R01	4VILL	1 STY	90.64%
50928	9/12/2022	\$795,000	698000	0	\$698,000	4.96	815	4MANSO2R01	Z4004		87.80%
45890	9/13/2022	\$4,300,000	2124000	501970	\$2,625,970	0.76		4CWSO01R01	Z4360	1 STY	61.07%
69322	9/14/2022	\$262,500	156550	0	\$156,550	0.51	P2013-338	4MANSO3R01	Z4920		59.64%
69322	9/14/2022	\$262,500	156550	0	\$156,550	0.51	P2013-338	4MANSO3R01	Z4920		59.64%
47710	9/17/2022	\$370,000	151931	0	\$151,931	5.01		4MANSO3R01	Z4920		41.06%
42091	9/19/2022	179000	179088	0	179088	0.27	1875	4CHECO1R01	CHILL		100.05%
41195	9/20/2022	\$4,392,500	1211990	1481554	\$2,693,544	0.20	1355	4CWSO01R01	Z4320	1 STY	61.32%
69171	9/23/2022	\$2,100,000	2129381	14535	\$2,143,916	0.77	SDP2019-10	4CWSO01R01	Z4380	dock	102.09%
46587	9/26/2022	900000	98952	494276	593228	1.14	785	4CVSO01R01	Z4520	1.5 ST FIN	65.91%
49671	9/30/2022	\$1,400,000	446120	768967	\$1,215,087	2.16	1240	4MANSO1R01	Z4005	1.5 ST FIN	86.79%
50694	10/5/2022	\$620,000	202500	412942	\$615,442	0.24	2161	4MANSO2R01	SMRST	1 STY	99.26%
49932	10/6/2022	\$435,000	130720	293666	\$424,386	0.16	1537	4MANSO1R01	MN103	MBL HOME	97.56%
48422	10/7/2022	\$950,000	189100	670975	\$860,075	0.76	2351	4MANSO3R01	LKWAP	1 STY	90.53%
48422	10/7/2022	\$950,000	189100	670975	\$860,075	0.76	2351	4MANSO3R01	LKWAP	1 STY	90.53%
40579	10/11/2022	255000	223860	0	223860	0.26	1040	4CHECO1R01	CHILL		87.79%
52433	10/11/2022	650000	214200	355127	569327	0.18	2479	4CHECO4R01	WSPVW	1 STY	87.59%
64195	10/14/2022	270000	207948	0	207948	1.18		4CVSO03R01	Z4240		77.02%
40031	10/14/2022	530000	26792	271379	298171	7.14		4CVSO04R01	1stCk	MBL HOME	56.26%
51583	10/14/2022	75000	80454	0	80454	0.45		4STER01R01	4LCBO		107.27%
49255	10/21/2022	\$575,000	171000	406184	\$577,184	0.14	1065	4MANSO1R01	Z4760	BI-LEVEL	100.38%
49054	10/22/2022	850000	91300	287040	378340	0.06	703	4CVSO03R01	Z4280		44.51%
45544	10/28/2022	950000	149016	490121	639137	6.24		4CVSO01R01	Z4340	1 STY	67.28%
42365	11/10/2022	1220000	161700	980918	1142618	0.32	673	4CHECO2R01	Z4700	1 STY	93.66%
49393	11/10/2022	\$538,500	171000	293843	\$464,843	0.22	1243	4MANSO1R01	Z4760	1 STY	86.32%
48711	11/18/2022	\$754,000	198750	449386	\$648,136	0.80	825	4MANSO2R01	LKSHR	BI-LEVEL	85.96%
51692	11/18/2022	500000	497352	0	497352	18.62		4STER01R01	4LCBO		99.47%
47610	11/29/2022	\$10,500,000	750000	5706495	\$6,456,495	35.00		4CWNO04R01	Z4920	2 STY	61.49%
50846	11/30/2022	\$685,000	186000	411997	\$597,997	0.33	2151	4MANSO2R01	SMRBZ	1 STY	87.30%
69699	12/9/2022	\$260,000	244900	0	\$244,900	0.46	P2021-293	4MANSO3R01	Z4005		94.19%
69699	12/9/2022	\$260,000	244900	0	\$244,900	0.46	P2021-293	4MANSO3R01	Z4005		94.19%
67166	12/12/2022	\$650,000	171000	412671	\$583,671	0.16		4MANSO1R01	Z4840	2 STY	89.80%
69700	12/28/2022	\$250,000	244900	0	\$244,900	0.54	P2021-293	4MANSO3R01	Z4005		97.96%
69700	12/28/2022	\$250,000	244900	0	\$244,900	0.54	P2021-293	4MANSO3R01	Z4005		97.96%
63643	12/30/2022	385000	150784	66782	217566	2.5		4CVSO04R01	Z4001		56.51%
44254	1/3/2023	400000	124950	233898	358848	0.19	185	4CHECO4R01	NCTY2	1 STY	89.71%
69667	1/3/2023	75000	73004	0	73004	20.86		4CRNO04R01	Z4640		97.34%
45014	1/4/2023	410000	166725	101976	268701	0.13	2060	4CHECO5R01	CL501	1 STY	65.54%
50112	1/4/2023	\$375,000	206340	174618	\$380,958	0.06	2334	4MANSO1R01	MN102	MBL HOME	101.59%
69668	1/5/2023	75000	74279	0	74279	22.08		4CRNO04R01	Z4640		99.04%
47723	1/5/2023	\$1,700,000	1248750	0	\$1,248,750	3.92		4CWNO04R01	Z4006		73.46%
68342	1/6/2023	160000	141120	0	141120	1.25		4CVSO04R01	Z4220	1 STY	88.20%
48817	1/9/2023	\$1,295,000	256250	841709	\$1,097,959	0.67	2023	4MANSO2R01	Z4860	1.5 ST FIN	84.78%
69744	1/11/2023	\$340,000	193544	0	\$193,544	7.47		4MANSO3R01	LKWAP		56.92%
69744	1/11/2023	\$340,000	193544	0	\$193,544	7.47		4MANSO3R01	LKWAP		56.92%
40980	1/19/2023	1550000	415360	727224	1142584	0.36	407	4CHECO2R01	CTLVW	1 STY	73.72%
67462	1/20/2023	525000	522000	0	522000	0.1	697	4CHECO3R01	GRRDG	2 STY	99.43%
50142	1/27/2023	\$695,000	111150	491173	\$602,323	0.41	2337	4MANSO1R01	Z4840	2 STY	86.67%
62621	1/27/2023	\$135,000	110390	0	\$110,390	0.11	VILLAGII	4MANSO1R01	4VILL		81.77%
52018	1/30/2023	890000	87243	726528	813771	7.58		4STER01R01	Z4940	1.5 ST FIN	91.43%

Cycle 4: Chelan, Manson Stehekin
STATS Ratio Sales Data for 2024-2025

pid	date	sprice	land	imp	mkt	acr	subd	hood	subs	class	RATIO
48723	1/31/2023	\$154,000	150000	0	\$150,000	0.53	825	4MANSO2R01	Z4860		97.40%
67207	2/2/2023	\$570,000	200000	347136	\$547,136	0.27	BENNETTRD	4MANSO2R01	Z4004	1 STY	95.99%
69283	2/14/2023	\$235,000	208000	0	\$208,000	0.24	P2018-178	4MANSO2R01	Z4004		88.51%
49284	2/22/2023	\$3,162,500	780800	2436755	\$3,217,555	0.46	1190	4CWNO03R01	Z4760	1 STY	101.74%
69290	2/22/2023	\$210,000	208000	0	\$208,000	0.24	P2018-178	4MANSO2R01	Z4004		99.05%
66118	3/2/2023	670000	214200	449417	663617	0.18	WHVWDIV3	4CHECO4R01	WSPVW	2 STY	99.05%
46082	3/7/2023	115000	114240	0	114240	0.27	64	4CVSO02R01	Z4320		99.34%
40982	3/10/2023	1850000	415360	1426236	1841596	0.32	407	4CHECO2R01	CTLVW	1 STY	99.55%
68787	3/14/2023	267500	244420	0	244420	0.36	LKHLSDIV1	4CHECO2R01	Z4700		91.37%
47454	3/21/2023	\$650,000	515000	19713	\$534,713	0.29		4CWSO03R01	Z4240	dock	82.26%
68723	3/28/2023	\$895,000	186000	565342	\$751,342	0.24	MANS GROVE	4MANSO2R01	SMRBZ	2 STY	83.95%
45652	3/29/2023	695000	166725	577787	744512	0.15	1070	4CHECO5R01	CL501	2 STY	107.12%
69192	3/29/2023	370000	189000	0	189000	0.36	P2020-002	4CVSO01R01	Z4001		51.08%
67299	4/4/2023	1050000	313200	495825	809025	0.04	LKTCHWNP2	4CHECO3R01	GRRDG	2 STY	77.05%
50683	4/6/2023	\$1,047,000	236500	634256	\$870,756	0.42	1311	4MANSO2R01	Z4740	1 STY	83.17%
68978	4/6/2023	\$120,000	116250	0	\$116,250	0.99	820	4MANSO3R01	Z4005		96.88%
46438	4/11/2023	125000	70200	0	70200	5		4RIVR02R01	Z4540		56.16%
51049	4/12/2023	370000	311100	0	311100	20		4CVNO01R01	Z4540		84.08%
69679	4/18/2023	70000	69216	0	69216	3.96		4CVSO01R01	Z4320		98.88%
50934	4/19/2023	\$400,000	375000	115618	\$490,618	0.34	1185	4MANSO2R01	Z4740	MBL HOME	122.65%
46120	4/20/2023	139900	114240	0	114240	0.37	59	4CVSO02R01	Z4320		81.66%
46292	4/21/2023	599000	218538	0	218538	4.23		4RIVR03R01	Z4002		36.48%
42817	4/24/2023	569900	124950	442592	567542	0.2	660	4CHECO4R01	NCTY2	2 STY	99.59%
42289	4/26/2023	240000	182700	0	182700	0.35	645	4CHECO3R01	Z4680		76.13%
40448	5/1/2023	20310	21326	0	21326	20.31		4CRSO01R01	Z2980		105.00%
40640	5/5/2023	\$645,000	394386	0	\$394,386	7.73		4CWNO02R01	Z4720		61.15%
45957	5/8/2023	425000	413280	0	413280	0.59	342	4CVSO02R01	CLOSC		97.24%
62672	5/9/2023	\$623,000	126160	481086	\$607,246	0.10	VILLAGII	4MANSO1R01	4VILL	1 STY	97.47%
51134	5/10/2023	105000	89585	0	89585	16.8		4CRNO01R01	Z4600		85.32%
46662	5/12/2023	575000	403200	169510	572710	0.28	1085	4CHECO4R01	SWODN	1 STY	99.60%
49952	5/12/2023	\$529,000	130720	281758	\$412,478	0.15	1538	4MANSO1R01	MN103	MBL HOME	77.97%
46967	5/15/2023	390000	54000	131979	185979	0.16	285	4RIVR02R01	4RV01	MBL HOME	47.69%
44551	5/16/2023	570000	201600	191285	392885	0.16	275	4CHECO4R01	SWODN	1 STY	68.93%
40503	5/17/2023	174000	87990	0	87990	3.57		4CRSO01R01	Z4320		50.57%
37254	5/17/2023	200000	84000	89719	173719	0.92		4CRSO01R01	Z4360	1 STY	86.86%
45555	5/19/2023	825000	132279	925959	1058238	5.33		4CVSO01R01	Z4340	1 STY	128.27%
62676	5/19/2023	\$139,500	134045	0	\$134,045	0.19	VILLAGII	4MANSO1R01	4VILL		96.09%
42894	5/20/2023	505000	173250	277393	450643	0.21	1415	4CHECO4R01	NCTY1	1 STY	89.24%
40342	5/22/2023	452000	94920	93283	188203	4.56		4CRSO01R01	Z4320	MBL HOME	41.64%
49903	5/22/2023	\$420,000	190000	74656	\$264,656	0.19	1190	4MANSO1R01	Z4760	1 STY	63.01%
51103	5/23/2023	165000	67007	0	67007	103.28		4CRNO03R01	Z4600		40.61%
42439	5/30/2023	1050000	417600	538810	956410	0.1	697	4CHECO3R01	GRRDG	2 STY	91.09%
69291	5/30/2023	\$799,950	208000	474284	\$682,284	0.24	P2018-178	4MANSO2R01	Z4004	1 STY	85.29%
40104	5/31/2023	755000	348936	402503	751439	2.54		4CVSO02R01	Z4300	2 STY	99.53%
42597	6/1/2023	375000	166320	0	166320	0.55	1479	4CHECO2R01	Z4680		44.35%
46541	6/1/2023	300000	181440	0	181440	0.85		4CVSO01R01	cvs01		60.48%
40027	6/1/2023	615000	29427	483452	512879	9.98		4CVSO04R01	1stCk	1 STY	83.39%
49957	6/1/2023	\$450,000	130720	316309	\$447,029	0.16	1538	4MANSO1R01	MN103	MBL HOME	99.34%
46119	6/2/2023	165000	114240	0	114240	0.27	59	4CVSO02R01	Z4320		69.24%
49755	6/6/2023	\$230,000	222300	0	\$222,300	0.19	2354	4MANSO1R01	Z4840		96.65%
48734	6/7/2023	\$495,000	292485	0	\$292,485	12.37	825	4MANSO3R01	Z4005		59.09%

Cycle 4: Chelan, Manson Stehekin
STATS Ratio Sales Data for 2024-2025

pid	date	sprice	land	imp	mkt	acr	subd	hood	subs	class	RATIO
49959	6/7/2023	\$1,075,000	322620	458582	\$781,202	1.66	1751	4MANS01R01	Z4840	1 STY	72.67%
37592	6/7/2023	860000	353360	505993	859353	1.24	280	4RIVR01R01	Z4360	2 STY	99.92%
68742	6/9/2023	250000	284416	0	284416	0.42	LKHLSDIV1	4CHECO2R01	Z4700		113.77%
46945	6/9/2023	255000	54000	169760	223760	0.3	285	4RIVR02R01	4RV01	MBL HOME	87.75%
51322	6/15/2023	70000	76230	0	76230	20		4CRNO03R01	Z4620		108.90%
48036	6/16/2023	\$1,250,000	312500	905048	\$1,217,548	0.98	830	4MANS02R01	Z4860	1 STY	97.40%
40052	6/20/2023	635000	70152	555169	625321	13.94		4CVSO04R01	1stCk	1.5 ST FIN	98.48%
48527	6/22/2023	\$350,000	224750	0	\$224,750	2.50	850	4MANS03R01	Z4006		64.21%
69461	6/23/2023	400000	466400	0	466400	0.43	LGCYRDGE3	4CHECO2R01	Z4003		116.60%
44535	6/23/2023	441000	201600	145322	346922	0.1	275	4CHECO4R01	SWODN	1 STY	78.67%
68976	6/23/2023	130000	149760	0	149760	0.15	2080	4CHECO5R01	CL502		115.20%
46150	6/23/2023	200000	160171	0	160171	21.25		4CVSO01R01	HAWKS		80.09%
49107	6/23/2023	\$1,181,000	487500	670621	\$1,158,121	0.19	2500	4CWNO04R01	WN401	1 STY	98.06%
42396	6/27/2023	800000	139857	652717	792574	1.68	672	4CHECO2R01	Z4700	1 STY	99.07%
66331	6/27/2023	315000	242528	0	242528	0.28	LGCYRDGE1	4CHECO2R01	Z4003		76.99%
40075	6/27/2023	98000	91350	29722	121072	11.1		4CRSO01R01	Z4300	1 STY	123.54%
66120	6/29/2023	685000	214200	370058	584258	0.21	WHVWDIV3	4CHECO4R01	WSPVW	1 STY	85.29%
69691	6/29/2023	\$365,000	225835	0	\$225,835	8.07	820	4MANS03R01	Z4005		61.87%
40111	7/1/2023	270000	236628	0	236628	3.17		4CVSO02R01	Z4300		87.64%
48368	7/5/2023	\$2,250,000	467480	1324390	\$1,791,870	5.22	845	4MANS03R01	Z4006	1 STY	79.64%
46871	7/7/2023	499000	54000	442738	496738	0.39	285	4RIVR02R01	4RV01	1 STY	99.55%
42418	7/10/2023	2212000	522000	1273088	1795088	0.11	697	4CHECO3R01	GRRDG	1.5 ST FIN	81.15%
40619	7/11/2023	555000	223860	229195	453055	0.31	1040	4CHECO1R01	CHILL	1.5 ST FIN	81.63%
45037	7/11/2023	\$2,000,000	345000	1242964	\$1,587,964	0.76	2080	4CWNO01R01	Z4400	1 STY	79.40%
47596	7/11/2023	\$1,700,000	772500	438135	\$1,210,635	0.38	2120	4CWSO03R01	Z4240	1 STY	71.21%
48050	7/11/2023	\$1,850,000	763000	1149894	\$1,912,894	2.51	830	4MANS02R01	Z4860	1 STY	103.40%
42019	7/12/2023	908890	253708	391810	645518	0.24	1040	4CHECO1R01	CHILL	1 STY	71.02%
66254	7/12/2023	1496000	417600	975857	1393457	0.13	PD15-01CH	4CHECO3R01	GRRDG	1 STY	93.15%
49349	7/12/2023	\$575,000	190000	280908	\$470,908	0.15	1190	4MANS01R01	Z4760	DPX 1 STY	81.90%
48379	7/17/2023	\$700,000	232500	449733	\$682,233	0.51	845	4MANS03R01	Z4880	1 STY	97.46%
51508	7/19/2023	20000	9900	0	9900	20		4CRNO03R01	Z4620		49.50%
68021	7/20/2023	895000	137280	742596	879876	0.25		4CHECO2R01	4GOLF	1 STY	98.31%
67713	7/21/2023	545000	201600	233583	435183	0.1	275	4CHECO4R01	SWODN	2 STY	79.85%
50245	7/21/2023	25000	24948	0	24948	20		4CRNO03R01	Z4640		99.79%
49497	7/24/2023	\$300,000	237500	80550	\$318,050	0.24	1240	4MANS01R01	Z4780	1 STY	106.02%
51606	7/25/2023	150000	146280	0	146280	21.22		4STER01R01	4LCBO		97.52%
42259	7/26/2023	1075000	183040	811826	994866	0.48	645	4CHECO2R01	4GOLF	1 STY	92.55%
41256	7/26/2023	\$2,550,000	1035000	9232	\$1,044,232	0.41		4CWNO01R01	KBAYW	dock	40.95%
68576	7/27/2023	523800	522000	0	522000	0.12	LKTCHWNP3	4CHECO3R01	GRRDG		99.66%
45770	7/28/2023	\$4,000,000	1986648	616363	\$2,603,011	0.68		4CWSO01R01	Z4340	1 STY	65.08%
46715	7/31/2023	131322	184706	0	184706	1.09		4CVSO01R01	cvs01		140.65%
42039	8/1/2023	599950	223860	303711	527571	0.15	1040	4CHECO1R01	CHILL	1 STY	87.94%
48733	8/3/2023	\$340,000	157325	0	\$157,325	3.65	825	4MANS03R01	Z4005		46.27%
50711	8/3/2023	\$787,000	202500	427552	\$630,052	0.24	2161	4MANS02R01	SMRST	1 STY	80.06%
37341	8/3/2023	1200000	280000	608152	888152	0.78		4RIVR01R01	Z4360	1 STY	74.01%
68772	8/4/2023	265000	244420	0	244420	0.25	LKHLSDIV1	4CHECO2R01	Z4700		92.23%
47854	8/4/2023	\$950,000	360000	380188	\$740,188	0.27	1690	4CWNO04R01	Z4880	2 STY	77.91%
62664	8/8/2023	\$580,000	126160	443913	\$570,073	0.11	VILLAGII	4MANS01R01	4VILL	1 STY	98.29%
69315	8/9/2023	200000	76230	0	76230	1.89		4CRSO01R01	Z4320		38.12%
40352	8/9/2023	549000	76440	236182	312622	1.92		4CRSO01R01	Z4320	MBL HOME	56.94%
48441	8/10/2023	\$350,000	249860	0	\$249,860	4.06		4MANS03R01	Z4920		71.39%

Cycle 4: Chelan, Manson Stehekin
STATS Ratio Sales Data for 2024-2025

pid	date	sprice	land	imp	mkt	acr	subd	hood	subs	class	RATIO
49926	8/10/2023	\$452,000	130720	286448	\$417,168	0.22	1537	4MANS01R01	MN103	MBL HOME	92.29%
45537	8/14/2023	629000	166725	261914	428639	0.83		4CHEC05R01	CL501	1 STY	68.15%
40689	8/16/2023	1387500	355449	1026464	1381913	2.5	293	4CVNO02R01	CHLND	2 STY	99.60%
48560	8/17/2023	\$325,000	193750	0	\$193,750	0.84	1927	4MANS03R01	Z4880		59.62%
40551	8/21/2023	239000	168122	0	168122	17.87		4CVNO01R01	Z4540		70.34%
67130	8/21/2023	875000	186900	454337	641237	0.85	TWINPINE2	4RIVR01R01	Z4002	1 STY	73.28%
44186	8/23/2023	489000	166725	87550	254275	0.21		4CHEC05R01	CL501	1 STY	52.00%
50946	8/23/2023	\$4,120,014	1464000	2548959	\$4,012,959	1.29	1185	4CWNO03R01	Z4740	2 STY	97.40%
49924	8/23/2023	\$495,000	130720	256896	\$387,616	0.17	1537	4MANS01R01	MN103	MBL HOME	78.31%
42000	8/24/2023	600000	238784	301974	540758	0.22	1040	4CHEC01R01	CHILL	1.5 ST FIN	90.13%
41222	8/24/2023	\$2,990,000	1699200	30134	\$1,729,334	0.45	1835	4CWSO01R01	Z4320		57.84%
47818	8/25/2023	\$1,100,000	320075	475566	\$795,641	1.85	840	4MANS02R01	NEST1	1 STY	72.33%
52428	8/26/2023	650000	214200	392922	607122	0.21	2479	4CHEC04R01	WSPVW	1 STY	93.40%
47821	8/28/2023	\$899,999	298540	291413	\$589,953	1.12	840	4MANS02R01	NEST1	SPLT LEV	65.55%
62671	8/28/2023	\$142,000	126160	0	\$126,160	0.11	VILLAGII	4MANS01R01	4VILL		88.85%
51493	8/28/2023	82991	97219	5565	102784	2.16		4RIVR03R01	Z4460		123.85%
44578	8/29/2023	550000	201600	326675	528275	0.09	275	4CHEC04R01	SWODN	2 STY	96.05%
51469	8/29/2023	370000	368050	0	368050	24.77		4CVNO01R01	Z4620		99.47%
45244	8/30/2023	645000	166725	471924	638649	0.2	2430	4CHEC05R01	CL501	2 STY	99.02%
45071	8/30/2023	483950	149760	117634	267394	0.15	2080	4CHEC05R01	CL502	MBL HOME	55.25%
48763	8/30/2023	\$1,530,000	139500	1211928	\$1,351,428	0.91	825	4MANS03R01	Z4860	1.5 ST FIN	88.33%
42406	8/31/2023	1300000	417600	726469	1144069	0.1	697	4CHEC03R01	GRRDG	1.5 ST FIN	88.01%
51165	8/31/2023	100000	99425	0	99425	20		4CRNO01R01	Z4600		99.43%
68069	8/31/2023	\$825,000	525000	54399	\$579,399	5.00		4MANS02R01	Z4003		70.23%
42871	9/1/2023	435000	173250	259650	432900	0.19	660	4CHEC04R01	NCTY1	1 STY	99.52%
68192	9/1/2023	175000	174420	0	174420	1.05	280	4RIVR02R01	Z4001		99.67%
42017	9/3/2023	539000	223860	208784	432644	0.19	1040	4CHEC01R01	CHILL	1.5 ST FIN	80.27%
46970	9/5/2023	330000	54000	274073	328073	0.26	285	4RIVR02R01	4RV01	MBL HOME	99.42%
46715	9/6/2023	205000	184706	0	184706	1.09		4CVSO01R01	cvs01		90.10%
42088	9/8/2023	179000	179088	0	179088	0.2	1875	4CHEC01R01	CHILL		100.05%
67206	9/12/2023	\$635,000	200000	360254	\$560,254	0.24	BENNETTRD	4MANS02R01	Z4004	2 STY	88.23%
66273	9/13/2023	2450000	522000	1475754	1997754	0.08	PD15-01CH	4CHEC03R01	GRRDG	2 STY	81.54%
49547	9/13/2023	\$625,000	237500	382802	\$620,302	0.32	1240	4MANS01R01	Z4780	1.5 ST FIN	99.25%
45063	9/14/2023	427000	149760	76007	225767	0.14	2080	4CHEC05R01	CL502	MBL HOME	52.87%
69356	9/15/2023	239000	163895	0	163895	15.56		4CVNO01R01	Z4540		68.58%
39957	9/15/2023	375000	328285	0	328285	2.24	303	4CVSO02R01	CHRDG		87.54%
69061	9/18/2023	360000	254841	0	254841	1.22	LGCYRDGE2	4CHEC02R01	Z4003		70.79%
69640	9/18/2023	\$425,000	387500	2	\$387,502	2.50	830	4MANS02R01	Z4005		91.18%
40710	9/21/2023	525000	519200	0	519200	0.63	411	4CHEC02R01	CTLVW		98.90%
69694	9/22/2023	\$245,000	244900	0	\$244,900	0.50	P2021-293	4MANS03R01	Z4005		99.96%
69694	9/22/2023	\$245,000	244900	0	\$244,900	0.50	P2021-293	4MANS03R01	Z4005		99.96%
69472	9/25/2023	470000	466400	0	466400	0.66	LGCYRDGE3	4CHEC02R01	Z4003		99.23%
49649	9/26/2023	\$715,000	285000	440533	\$725,533	0.46	1240	4MANS01R01	Z4780	2 STY	101.47%
67995	9/28/2023	190000	177336	0	177336	1.14	280	4RIVR02R01	Z4001		93.33%
46384	9/29/2023	315000	100183	207365	307548	30.49		4CVNO01R01	Z4540	2 STY	97.63%
42918	10/2/2023	250000	173250	178684	351934	0.15	1410	4CHEC04R01	NCTY1	1 STY	140.77%
50798	10/3/2023	\$1,655,000	398750	1015881	\$1,414,631	0.34	1317	4MANS02R01	MLBNW	1.5 ST FIN	85.48%
46151	10/10/2023	750000	372698	355159	727857	22.15		4CVSO01R01	HAWKS	1 STY	97.05%
40598	10/12/2023	1000000	298480	517922	816402	0.44	1040	4CHEC01R01	CHILL	1 STY	81.64%
42335	10/13/2023	800000	120120	664244	784364	0.4	674	4CHEC02R01	Z4700	1 STY	98.05%
44227	10/13/2023	650000	124950	284914	409864	0.18	185	4CHEC04R01	NCTY2	1 STY	63.06%

Cycle 4: Chelan, Manson Stehekin
STATS Ratio Sales Data for 2024-2025

pid	date	sprice	land	imp	mkt	acr	subd	hood	subs	class	RATIO
45161	10/13/2023	104000	56160	0	56160	0.9	2080	4CHECO5R01	CL502		54.00%
47004	10/13/2023	1250000	523880	702484	1226364	4.71	290	4RIVR01R01	Z4580	1 STY	98.11%
40389	10/16/2023	360000	213192	60448	273640	22.28		4CRSO01R01	Z4320	MBL HOME	76.01%
67766	10/20/2023	\$765,000	147483	532173	\$679,656	10.03		4MANS03R01	Z4640	2 STY	88.84%
49147	10/23/2023	\$425,000	155000	144983	\$299,983	0.74	820	4MANS03R01	Z4840	MBL HOME	70.58%
50857	10/24/2023	\$650,000	180000	409249	\$589,249	0.20	2159	4MANS02R01	SMRST	1 STY	90.65%
69693	10/24/2023	\$616,000	244900	368833	\$613,733	0.53	P2021-293	4MANS03R01	Z4005	1 STY	99.63%
69693	10/24/2023	\$616,000	244900	368833	\$613,733	0.53	P2021-293	4MANS03R01	Z4005	1 STY	99.63%
44365	10/26/2023	675000	332920	277630	610550	0.2	275	4CHECO4R01	NCTY3	1 STY	90.45%
47746	10/26/2023	\$995,000	292640	692513	\$985,153	2.56	1076	4MANS02R01	NEST1	2 STY	99.01%
70064	10/26/2023	\$125,000	175755	0	\$175,755	33.26		4MANS03R01	Z4640		140.60%
64548	10/27/2023	450000	114837	331971	446808	2.1		4CVNO02R01	4CVN1	1.5 ST FIN	99.29%
45747	10/30/2023	\$4,688,000	1911600	25441	\$1,937,041	0.76		4CWSO01R01	Z4340		41.32%
42469	10/31/2023	160000	158751	0	158751	1.24	806	4CHECO2R01	RIDGE		99.22%
42470	10/31/2023	1463647	155760	794153	949913	0.7	806	4CHECO2R01	RIDGE	1 STY	64.90%
42434	11/1/2023	1220000	417600	801423	1219023	0.1	697	4CHECO3R01	GRRDGD	2 STY	99.92%
68770	11/2/2023	300000	244420	0	244420	0.28	LKHLSDIV1	4CHECO2R01	Z4700		81.47%
39943	11/2/2023	1125000	309120	758284	1067404	0.97	303	4CVSO02R01	CHRDG	1 STY	94.88%
50150	11/13/2023	\$985,000	163020	807636	\$970,656	0.40	2337	4MANS01R01	Z4840	2 STY	98.54%
47991	11/15/2023	\$415,000	381500	0	\$381,500	1.26	788	4MANS02R01	Z4860		91.93%
45069	11/16/2023	150000	149760	0	149760	0.24	2080	4CHECO5R01	CL502		99.84%
40418	11/16/2023	400000	101850	503141	604991	10.1		4CRSO01R01	Z4320		151.25%
44428	11/20/2023	742000	173250	263812	437062	0.19	275	4CHECO4R01	NCTY1	DPX 2 STY	58.90%
63409	11/20/2023	\$1,235,000	189100	811513	\$1,000,613	0.69	LKWAP	4MANS03R01	LKWAP	1 STY	81.02%
63409	11/20/2023	\$1,235,000	189100	811513	\$1,000,613	0.69	LKWAP	4MANS03R01	LKWAP	1 STY	81.02%
52086	11/24/2023	425000	127200	205484	332684	0.41		4STER01R01	Z4940		78.28%
50290	11/27/2023	950000	242547	623659	866206	19.44		4CVNO02R01	4CVN1	1.5 ST FIN	91.18%
62646	11/27/2023	\$698,400	126160	528007	\$654,167	0.15	VILLAGII	4MANS01R01	4VILL	1 STY	93.67%
42156	11/28/2023	745000	238784	251444	490228	0.19	1875	4CHECO1R01	CHILL	1 STY	65.80%
42723	11/30/2023	750000	222345	123972	346317	1.3		4CVNO01R01	Z4680		46.18%
44362	12/5/2023	460000	173250	254634	427884	0.12	275	4CHECO4R01	NCTY1	1 STY	93.02%
62626	12/6/2023	\$710,000	110390	516252	\$626,642	0.10	VILLAGII	4MANS01R01	4VILL	2 STY	88.26%
51177	12/7/2023	68750	82205	0	82205	20		4CRNO01R01	Z4600		119.57%
40958	12/8/2023	499000	467280	0	467280	0.4	404	4CHECO2R01	CTLVW		93.64%
68730	12/12/2023	\$187,000	186000	0	\$186,000	0.32	MANSNGROVE	4MANS02R01	SMRBZ		99.47%
51183	12/12/2023	255000	263974	0	263974	19.69		4RIVR03R01	Z4600		103.52%
44269	12/15/2023	559000	173250	296186	469436	0.17	275	4CHECO4R01	NCTY1	1.5 ST FIN	83.98%
40550	12/19/2023	239000	178846	0	178846	23.73		4CVNO01R01	Z4540		74.83%
45667	12/21/2023	230000	166725	48541	215266	0.15	1070	4CHECO5R01	CL501	MBL HOME	93.59%
69174	12/21/2023	\$875,000	630545	14627	\$645,172	0.21	SDP2019-10	4CWSO01R01	Z4380	dock	73.73%
50075	12/21/2023	\$340,000	240730	58608	\$299,338	0.06	2334	4MANS01R01	MN102	MBL HOME	88.04%
50643	12/21/2023	\$1,250,000	153070	1089618	\$1,242,688	6.42	815	4MANS03R01	Z4004	1.5 ST FIN	99.42%
40716	12/23/2023	630000	223860	347111	570971	0.15	1040	4CHECO1R01	CHILL	1 STY	90.63%
47869	12/26/2023	\$179,000	176250	0	\$176,250	0.72	1685	4MANS02R01	PCNWF		98.46%
42710	12/28/2023	1300000	183040	761683	944723	0.58		4CHECO2R01	4GOLF	1 STY	72.67%
42814	1/2/2024	300000	124950	206789	331739	0.07	660	4CHECO4R01	NCTY2	1 STY	110.58%
46755	1/8/2024	596900	111525	190758	302283	1.11		4CVSO01R01	cvs01	1 STY	50.64%
67131	1/11/2024	400000	186900	17207	204107	0.85	TWINPINE2	4RIVR01R01	Z4002		51.03%
70015	1/25/2024	\$485,000	413250	0	\$413,250	2.53	788	4MANS02R01	Z4860		85.21%
42595	1/27/2024	743000	138600	529883	668483	0.59	1479	4CHECO2R01	Z4680	2 STY	89.97%
69800	1/29/2024	100000	148871	0	148871	5.7		4CVNO01R01	Z4540		148.87%

Cycle 4: Chelan, Manson Stehekin
STATS Ratio Sales Data for 2024-2025

pid	date	sprice	land	imp	mkt	acr	subd	hood	subs	class	RATIO
49540	1/29/2024	\$580,000	228000	263827	\$491,827	0.39	1240	4MANSO1R01	Z4780	1 STY	84.80%
49157	1/31/2024	\$715,000	285000	327906	\$612,906	0.64	820	4MANSO1R01	Z4840	1 STY	85.72%
42582	2/6/2024	\$1,700,000	400000	1299537	\$1,699,537	0.96	1175	4CWNO01R01	LDACW	1 STY	99.97%
42644	2/8/2024	300000	134992	0	134992	0.59	1852	4CHECO2R01	RIDGE		45.00%
68731	2/8/2024	\$900,000	186000	708244	\$894,244	0.32	MANSNGROVE	4MANSO2R01	SMRBZ	2 STY	99.36%
40610	2/15/2024	785000	223860	406717	630577	0.32	1040	4CHECO1R01	CHILL	2 STY	80.33%
45708	2/21/2024	625000	166725	269984	436709	0.15	1070	4CHECO5R01	CL501	1 STY	69.87%
48038	2/26/2024	\$1,204,500	565500	630811	\$1,196,311	6.06	830	4MANSO2R01	Z4860	2 STY	99.32%
45622	2/27/2024	\$3,250,000	1575300	791990	\$2,367,290	0.34	1050	4CWSO01R01	Z4380	1 STY	72.84%
37279	2/29/2024	32110	28000	0	28000	20		4CRSO01R01	Z4360		87.20%
37275	2/29/2024	528500	97048	416484	513532	20.32		4CRSO01R01	Z4360	2 STY	97.17%
40635	2/29/2024	535000	531848	0	531848	2.43		4CVNO02R01	4CVN1		99.41%
50882	3/1/2024	\$1,000,000	322438	221984	\$544,422	2.59	810	4MANSO2R01	Z4740	1.5 ST UNF	54.44%
49105	3/2/2024	\$3,200,000	802500	1853258	\$2,655,758	0.40	2500	4CWNO04R01	WN401	1 STY	82.99%
46081	3/5/2024	120000	114240	0	114240	0.27	64	4CVSO02R01	Z4320		95.20%
46082	3/11/2024	122500	114240	0	114240	0.27	64	4CVSO02R01	Z4320		93.26%
40959	3/12/2024	1600000	467280	954419	1421699	0.41	404	4CHECO2R01	CTLVW	2 STY	88.86%
65382	3/12/2024	90000	76230	0	76230	20		4CRNO03R01	Z4620		84.70%
64195	3/13/2024	470000	207948	0	207948	1.18		4CVSO03R01	Z4240		44.24%
40833	3/18/2024	785000	410410	369348	779758	0.38	1045	4CHECO1R01	CHILL	1 STY	99.33%
47561	3/18/2024	837000	249000	584405	833405	0.58	1372	4CVSO03R01	Z4240	1 STY	99.57%
48627	3/18/2024	\$200,000	294500	0	\$294,500	10.00	825	4MANSO3R01	Z4005		147.25%
68529	3/19/2024	\$550,000	440000	0	\$440,000	2.30	825	4MANSO2R01	Z4860		80.00%
69883	3/20/2024	160000	201600	2364	203964	0.1	275	4CHECO4R01	SWODN		127.48%
49929	3/21/2024	\$375,000	130720	218276	\$348,996	0.16	1537	4MANSO1R01	MN103	MBL HOME	93.07%
69840	3/21/2024	\$280,000	279000	0	\$279,000	5.00	820	4MANSO3R01	Z4840		99.64%
42329	3/26/2024	1300000	115500	881136	996636	0.43	674	4CHECO2R01	Z4700	1 STY	76.66%
40330	3/28/2024	465000	82684	91019	173703	5.53		4CRSO01R01	Z4320	MBL HOME	37.36%
50490	4/3/2024	140000	130200	0	130200	20		4CRNO02R01	Z4640		93.00%
47992	4/3/2024	\$430,000	500000	35949	\$535,949	0.57	788	4MANSO2R01	Z4860	gar	124.64%
37526	4/5/2024	880000	245000	279089	524089	0.53	2153	4RIVR01R01	Z4360	1 STY	59.56%
42381	4/8/2024	715000	138600	442548	581148	0.46	672	4CHECO2R01	Z4700	1 STY	81.28%
52419	4/11/2024	649000	214200	328330	542530	0.18	2479	4CHECO4R01	WSPVW	1 STY	83.59%
47996	4/12/2024	\$510,000	416500	0	\$416,500	2.66	788	4MANSO2R01	Z4860		81.67%
68728	4/12/2024	\$240,000	186000	0	\$186,000	0.46	MANSNGROVE	4MANSO2R01	SMRBZ		77.50%
52420	4/16/2024	725000	214200	353228	567428	0.2	2479	4CHECO4R01	WSPVW	1 STY	78.27%
45748	4/19/2024	\$4,530,000	1805400	1190803	\$2,996,203	0.68		4CWSO01R01	Z4340	1 STY	66.14%
45956	4/22/2024	475000	413280	0	413280	0.59	342	4CVSO02R01	CLOSC		87.01%
40011	4/22/2024	344000	213612	10785	224397	1.43		4CVSO02R01	Z4300		65.23%
46408	4/23/2024	850000	372002	470962	842964	12.56		4CVNO01R01	Z4540	1 STY	99.17%
45666	4/24/2024	180000	166725	0	166725	0.15	1070	4CHECO5R01	CL501		92.63%
68590	4/25/2024	544000	522000	0	522000	0.1	LKTCHWNP3	4CHECO3R01	GRRDG		95.96%
69168	4/25/2024	\$1,125,000	1100869	15359	\$1,116,228	0.45	SDP2019-10	4CWSO01R01	Z4380	dock	99.22%
49018	4/25/2024	\$3,210,000	521400	1393428	\$1,914,828	0.31		4CWSO02R01	Z4280	1 STY	59.65%
46061	4/26/2024	195000	142800	0	142800	0.5	64	4CVSO02R01	Z4320		73.23%
49263	4/26/2024	\$500,000	171000	198041	\$369,041	0.19	1190	4MANSO1R01	Z4760	1.5 ST FIN	73.81%
46024	4/29/2024	1980000	413280	1336133	1749413	0.53	343	4CVSO02R01	CLOSC	1.5 ST FIN	88.35%
48533	4/29/2024	\$520,000	209560	115986	\$325,546	4.01	1501	4MANSO3R01	Z4920	MBL HOME	62.61%
49549	5/3/2024	\$649,950	171000	149284	\$320,284	0.16	1240	4MANSO1R01	Z4780	1.5 ST FIN	49.28%
41202	listing	\$2,254,000	1593000	660576	\$2,253,576	0.28	1355	4CWSO01R01	Z4320	2 STY	99.98%
											84.73%

Cycle 4: Chelan, Manson Stehekin
DOR Ratio Sales Data for 2024-2025

pid	date	sprice	land	imp	mkt	acr	subd	hood	subs	class	RATIO
40448	5/1/2023	20310	21326	0	21326	20.31		4CRSO01R01	Z2980		105.00%
45957	5/8/2023	425000	413280	0	413280	0.59	342	4CVSO02R01	CLOSC		97.24%
62672	5/9/2023	\$623,000	126160	481086	\$607,246	0.10	VILLAGII	4MANS01R01	4VILL	1 STY	97.47%
51134	5/10/2023	105000	89585	0	89585	16.8		4CRNO01R01	Z4600		85.32%
46662	5/12/2023	575000	403200	169510	572710	0.28	1085	4CHEC04R01	SWODN	1 STY	99.60%
49952	5/12/2023	\$529,000	130720	281758	\$412,478	0.15	1538	4MANS01R01	MN103	MBL HOME	77.97%
46967	5/15/2023	390000	54000	131979	185979	0.16	285	4RIVR02R01	4RV01	MBL HOME	47.69%
44551	5/16/2023	570000	201600	191285	392885	0.16	275	4CHEC04R01	SWODN	1 STY	68.93%
40503	5/17/2023	174000	87990	0	87990	3.57		4CRSO01R01	Z4320		50.57%
37254	5/17/2023	200000	84000	89719	173719	0.92		4CRSO01R01	Z4360	1 STY	86.86%
45555	5/19/2023	825000	132279	925959	1058238	5.33		4CVSO01R01	Z4340	1 STY	128.27%
62676	5/19/2023	\$139,500	134045	0	\$134,045	0.19	VILLAGII	4MANS01R01	4VILL		96.09%
42894	5/20/2023	505000	173250	277393	450643	0.21	1415	4CHEC04R01	NCTY1	1 STY	89.24%
40342	5/22/2023	452000	94920	93283	188203	4.56		4CRSO01R01	Z4320	MBL HOME	41.64%
49903	5/22/2023	\$420,000	190000	74656	\$264,656	0.19	1190	4MANS01R01	Z4760	1 STY	63.01%
51103	5/23/2023	165000	67007	0	67007	103.28		4CRNO03R01	Z4600		40.61%
42439	5/30/2023	1050000	417600	538810	956410	0.1	697	4CHEC03R01	GRRDG	2 STY	91.09%
69291	5/30/2023	\$799,950	208000	474284	\$682,284	0.24	P2018-178	4MANS02R01	Z4004	1 STY	85.29%
40104	5/31/2023	755000	348936	402503	751439	2.54		4CVSO02R01	Z4300	2 STY	99.53%
42597	6/1/2023	375000	166320	0	166320	0.55	1479	4CHEC02R01	Z4680		44.35%
46541	6/1/2023	300000	181440	0	181440	0.85		4CVSO01R01	cvs01		60.48%
40027	6/1/2023	615000	29427	483452	512879	9.98		4CVSO04R01	1stCk	1 STY	83.39%
49957	6/1/2023	\$450,000	130720	316309	\$447,029	0.16	1538	4MANS01R01	MN103	MBL HOME	99.34%
46119	6/2/2023	165000	114240	0	114240	0.27	59	4CVSO02R01	Z4320		69.24%
49755	6/6/2023	\$230,000	222300	0	\$222,300	0.19	2354	4MANS01R01	Z4840		96.65%
48734	6/7/2023	\$495,000	292485	0	\$292,485	12.37	825	4MANS03R01	Z4005		59.09%
49959	6/7/2023	\$1,075,000	322620	458582	\$781,202	1.66	1751	4MANS01R01	Z4840	1 STY	72.67%
37592	6/7/2023	860000	353360	505993	859353	1.24	280	4RIVR01R01	Z4360	2 STY	99.92%
46945	6/9/2023	255000	54000	169760	223760	0.3	285	4RIVR02R01	4RV01	MBL HOME	87.75%
51322	6/15/2023	70000	76230	0	76230	20		4CRNO03R01	Z4620		108.90%
48036	6/16/2023	\$1,250,000	312500	905048	\$1,217,548	0.98	830	4MANS02R01	Z4860	1 STY	97.40%
40052	6/20/2023	635000	70152	555169	625321	13.94		4CVSO04R01	1stCk	1.5 ST FIN	98.48%
48527	6/22/2023	\$350,000	224750	0	\$224,750	2.50	850	4MANS03R01	Z4006		64.21%
69461	6/23/2023	400000	466400	0	466400	0.43	LG CYRDGE3	4CHEC02R01	Z4003		116.60%
44535	6/23/2023	441000	201600	145322	346922	0.1	275	4CHEC04R01	SWODN	1 STY	78.67%
68976	6/23/2023	130000	149760	0	149760	0.15	2080	4CHEC05R01	CL502		115.20%
46150	6/23/2023	200000	160171	0	160171	21.25		4CVSO01R01	HAWKS		80.09%
49107	6/23/2023	\$1,181,000	487500	670621	\$1,158,121	0.19	2500	4CWNO04R01	WN401	1 STY	98.06%
42396	6/27/2023	800000	139857	652717	792574	1.68	672	4CHEC02R01	Z4700	1 STY	99.07%
66331	6/27/2023	315000	242528	0	242528	0.28	LG CYRDGE1	4CHEC02R01	Z4003		76.99%
40075	6/27/2023	98000	91350	29722	121072	11.1		4CRSO01R01	Z4300	1 STY	123.54%
66120	6/29/2023	685000	214200	370058	584258	0.21	WHVWDIV3	4CHEC04R01	WSPVW	1 STY	85.29%
69691	6/29/2023	\$365,000	225835	0	\$225,835	8.07	820	4MANS03R01	Z4005		61.87%
40111	7/1/2023	270000	236628	0	236628	3.17		4CVSO02R01	Z4300		87.64%
48368	7/5/2023	\$2,250,000	467480	1324390	\$1,791,870	5.22	845	4MANS03R01	Z4006	1 STY	79.64%
46871	7/7/2023	499000	54000	442738	496738	0.39	285	4RIVR02R01	4RV01	1 STY	99.55%
42418	7/10/2023	2212000	522000	1273088	1795088	0.11	697	4CHEC03R01	GRRDG	1.5 ST FIN	81.15%
47596	7/11/2023	\$1,700,000	772500	438135	\$1,210,635	0.38	2120	4CWSO03R01	Z4240	1 STY	71.21%
48050	7/11/2023	\$1,850,000	763000	1149894	\$1,912,894	2.51	830	4MANS02R01	Z4860	1 STY	103.40%
42019	7/12/2023	908890	253708	391810	645518	0.24	1040	4CHEC01R01	CHILL	1 STY	71.02%
66254	7/12/2023	1496000	417600	975857	1393457	0.13	PD15-01CH	4CHEC03R01	GRRDG	1 STY	93.15%

Cycle 4: Chelan, Manson Stehekin
DOR Ratio Sales Data for 2024-2025

pid	date	sprice	land	imp	mkt	acr	subd	hood	subs	class	RATIO
49349	7/12/2023	\$575,000	190000	280908	\$470,908	0.15	1190	4MANS01R01	Z4760	DPX 1 STY	81.90%
48379	7/17/2023	\$700,000	232500	449733	\$682,233	0.51	845	4MANS03R01	Z4880	1 STY	97.46%
51508	7/19/2023	20000	9900	0	9900	20		4CRNO03R01	Z4620		49.50%
68021	7/20/2023	895000	137280	742596	879876	0.25		4CHEC02R01	4GOLF	1 STY	98.31%
67713	7/21/2023	545000	201600	233583	435183	0.1	275	4CHEC04R01	SWODN	2 STY	79.85%
50245	7/21/2023	25000	24948	0	24948	20		4CRNO03R01	Z4640		99.79%
49497	7/24/2023	\$300,000	237500	80550	\$318,050	0.24	1240	4MANS01R01	Z4780	1 STY	106.02%
51606	7/25/2023	150000	146280	0	146280	21.22		4STER01R01	4LCBO		97.52%
42259	7/26/2023	1075000	183040	811826	994866	0.48	645	4CHEC02R01	4GOLF	1 STY	92.55%
41256	7/26/2023	\$2,550,000	1035000	9232	\$1,044,232	0.41		4CWNO01R01	KBAYW	dock	40.95%
68576	7/27/2023	523800	522000	0	522000	0.12	LKTCHWNP3	4CHEC03R01	GRRDG		99.66%
46715	7/31/2023	131322	184706	0	184706	1.09		4CVSO01R01	cvs01		140.65%
48733	8/3/2023	\$340,000	157325	0	\$157,325	3.65	825	4MANS03R01	Z4005		46.27%
50711	8/3/2023	\$787,000	202500	427552	\$630,052	0.24	2161	4MANS02R01	SMRST	1 STY	80.06%
37341	8/3/2023	1200000	280000	608152	888152	0.78		4RIVR01R01	Z4360	1 STY	74.01%
68772	8/4/2023	265000	244420	0	244420	0.25	LKHLSDIV1	4CHEC02R01	Z4700		92.23%
62664	8/8/2023	\$580,000	126160	443913	\$570,073	0.11	VILLAGII	4MANS01R01	4VILL	1 STY	98.29%
69315	8/9/2023	200000	76230	0	76230	1.89		4CRSO01R01	Z4320		38.12%
40352	8/9/2023	549000	76440	236182	312622	1.92		4CRSO01R01	Z4320	MBL HOME	56.94%
49926	8/10/2023	\$452,000	130720	286448	\$417,168	0.22	1537	4MANS01R01	MN103	MBL HOME	92.29%
45537	8/14/2023	629000	166725	261914	428639	0.83		4CHEC05R01	CL501	1 STY	68.15%
40689	8/16/2023	1387500	355449	1026464	1381913	2.5	293	4CVNO02R01	CHLND	2 STY	99.60%
48560	8/17/2023	\$325,000	193750	0	\$193,750	0.84	1927	4MANS03R01	Z4880		59.62%
40551	8/21/2023	239000	168122	0	168122	17.87		4CVNO01R01	Z4540		70.34%
67130	8/21/2023	875000	186900	454337	641237	0.85	TWINPINE2	4RIVR01R01	Z4002	1 STY	73.28%
44186	8/23/2023	489000	166725	87550	254275	0.21		4CHEC05R01	CL501	1 STY	52.00%
50946	8/23/2023	\$4,120,014	1464000	2548959	\$4,012,959	1.29	1185	4CWNO03R01	Z4740	2 STY	97.40%
49924	8/23/2023	\$495,000	130720	256896	\$387,616	0.17	1537	4MANS01R01	MN103	MBL HOME	78.31%
47818	8/25/2023	\$1,100,000	320075	475566	\$795,641	1.85	840	4MANS02R01	NEST1	1 STY	72.33%
52428	8/26/2023	650000	214200	392922	607122	0.21	2479	4CHEC04R01	WSPVW	1 STY	93.40%
47821	8/28/2023	\$899,999	298540	291413	\$589,953	1.12	840	4MANS02R01	NEST1	SPLT LEV	65.55%
62671	8/28/2023	\$142,000	126160	0	\$126,160	0.11	VILLAGII	4MANS01R01	4VILL		88.85%
51493	8/28/2023	82991	97219	5565	102784	2.16		4RIVR03R01	Z4460		123.85%
44578	8/29/2023	550000	201600	326675	528275	0.09	275	4CHEC04R01	SWODN	2 STY	96.05%
45244	8/30/2023	645000	166725	471924	638649	0.2	2430	4CHEC05R01	CL501	2 STY	99.02%
45071	8/30/2023	483950	149760	117634	267394	0.15	2080	4CHEC05R01	CL502	MBL HOME	55.25%
48763	8/30/2023	\$1,530,000	139500	1211928	\$1,351,428	0.91	825	4MANS03R01	Z4860	1.5 ST FIN	88.33%
42406	8/31/2023	1300000	417600	726469	1144069	0.1	697	4CHEC03R01	GRRDG	1.5 ST FIN	88.01%
51165	8/31/2023	100000	99425	0	99425	20		4CRNO01R01	Z4600		99.43%
68069	8/31/2023	\$825,000	525000	54399	\$579,399	5.00		4MANS02R01	Z4003		70.23%
42871	9/1/2023	435000	173250	259650	432900	0.19	660	4CHEC04R01	NCTY1	1 STY	99.52%
68192	9/1/2023	175000	174420	0	174420	1.05	280	4RIVR02R01	Z4001		99.67%
42017	9/3/2023	539000	223860	208784	432644	0.19	1040	4CHEC01R01	CHILL	1.5 ST FIN	80.27%
46970	9/5/2023	330000	54000	274073	328073	0.26	285	4RIVR02R01	4RV01	MBL HOME	99.42%
46715	9/6/2023	205000	184706	0	184706	1.09		4CVSO01R01	cvs01		90.10%
42088	9/8/2023	179000	179088	0	179088	0.2	1875	4CHEC01R01	CHILL		100.05%
67206	9/12/2023	\$635,000	200000	360254	\$560,254	0.24	BENNETTRD	4MANS02R01	Z4004	2 STY	88.23%
66273	9/13/2023	2450000	522000	1475754	1997754	0.08	PD15-01CH	4CHEC03R01	GRRDG	2 STY	81.54%
49547	9/13/2023	\$625,000	237500	382802	\$620,302	0.32	1240	4MANS01R01	Z4780	1.5 ST FIN	99.25%
45063	9/14/2023	427000	149760	76007	225767	0.14	2080	4CHEC05R01	CL502	MBL HOME	52.87%
69356	9/15/2023	239000	163895	0	163895	15.56		4CVNO01R01	Z4540		68.58%

Cycle 4: Chelan, Manson Stehekin
DOR Ratio Sales Data for 2024-2025

pid	date	sprice	land	imp	mkt	acr	subd	hood	subs	class	RATIO
39957	9/15/2023	375000	328285	0	328285	2.24	303	4CVSO02R01	CHRDG		87.54%
69061	9/18/2023	360000	254841	0	254841	1.22	LGCYRDGE2	4CHEC02R01	Z4003		70.79%
69640	9/18/2023	\$425,000	387500	2	\$387,502	2.50	830	4MANSO2R01	Z4005		91.18%
40710	9/21/2023	525000	519200	0	519200	0.63	411	4CHEC02R01	CTLVW		98.90%
69694	9/22/2023	\$245,000	244900	0	\$244,900	0.50	P2021-293	4MANSO3R01	Z4005		99.96%
69694	9/22/2023	\$245,000	244900	0	\$244,900	0.50	P2021-293	4MANSO3R01	Z4005		99.96%
69472	9/25/2023	470000	466400	0	466400	0.66	LGCYRDGE3	4CHEC02R01	Z4003		99.23%
49649	9/26/2023	\$715,000	285000	440533	\$725,533	0.46	1240	4MANSO1R01	Z4780	2 STY	101.47%
67995	9/28/2023	190000	177336	0	177336	1.14	280	4RIVR02R01	Z4001		93.33%
46384	9/29/2023	315000	100183	207365	307548	30.49		4CVNO01R01	Z4540	2 STY	97.63%
42918	10/2/2023	250000	173250	178684	351934	0.15	1410	4CHEC04R01	NCTY1	1 STY	140.77%
50798	10/3/2023	\$1,655,000	398750	1015881	\$1,414,631	0.34	1317	4MANSO2R01	MLBNW	1.5 ST FIN	85.48%
46151	10/10/2023	750000	372698	355159	727857	22.15		4CVSO01R01	HAWKS	1 STY	97.05%
40598	10/12/2023	1000000	298480	517922	816402	0.44	1040	4CHEC01R01	CHILL	1 STY	81.64%
42335	10/13/2023	800000	120120	664244	784364	0.4	674	4CHEC02R01	Z4700	1 STY	98.05%
44227	10/13/2023	650000	124950	284914	409864	0.18	185	4CHEC04R01	NCTY2	1 STY	63.06%
45161	10/13/2023	104000	56160	0	56160	0.9	2080	4CHEC05R01	CL502		54.00%
47004	10/13/2023	1250000	523880	702484	1226364	4.71	290	4RIVR01R01	Z4580	1 STY	98.11%
40389	10/16/2023	360000	213192	60448	273640	22.28		4CRSO01R01	Z4320	MBL HOME	76.01%
67766	10/20/2023	\$765,000	147483	532173	\$679,656	10.03		4MANSO3R01	Z4640	2 STY	88.84%
49147	10/23/2023	\$425,000	155000	144983	\$299,983	0.74	820	4MANSO3R01	Z4840	MBL HOME	70.58%
50857	10/24/2023	\$650,000	180000	409249	\$589,249	0.20	2159	4MANSO2R01	SMRST	1 STY	90.65%
69693	10/24/2023	\$616,000	244900	368833	\$613,733	0.53	P2021-293	4MANSO3R01	Z4005	1 STY	99.63%
69693	10/24/2023	\$616,000	244900	368833	\$613,733	0.53	P2021-293	4MANSO3R01	Z4005	1 STY	99.63%
47746	10/26/2023	\$995,000	292640	692513	\$985,153	2.56	1076	4MANSO2R01	NEST1	2 STY	99.01%
64548	10/27/2023	450000	114837	331971	446808	2.1		4CVNO02R01	4CVN1	1.5 ST FIN	99.29%
42469	10/31/2023	160000	158751	0	158751	1.24	806	4CHEC02R01	RIDGE		99.22%
42470	10/31/2023	1463647	155760	794153	949913	0.7	806	4CHEC02R01	RIDGE	1 STY	64.90%
42434	11/1/2023	1220000	417600	801423	1219023	0.1	697	4CHEC03R01	GRRDG	2 STY	99.92%
68770	11/2/2023	300000	244420	0	244420	0.28	LKHLSDIV1	4CHEC02R01	Z4700		81.47%
39943	11/2/2023	1125000	309120	758284	1067404	0.97	303	4CVSO02R01	CHRDG	1 STY	94.88%
50150	11/13/2023	\$985,000	163020	807636	\$970,656	0.40	2337	4MANSO1R01	Z4840	2 STY	98.54%
47991	11/15/2023	\$415,000	381500	0	\$381,500	1.26	788	4MANSO2R01	Z4860		91.93%
45069	11/16/2023	150000	149760	0	149760	0.24	2080	4CHEC05R01	CL502		99.84%
40418	11/16/2023	400000	101850	503141	604991	10.1		4CRSO01R01	Z4320		151.25%
44428	11/20/2023	742000	173250	263812	437062	0.19	275	4CHEC04R01	NCTY1	DPX 2 STY	58.90%
63409	11/20/2023	\$1,235,000	189100	811513	\$1,000,613	0.69	LKWAP	4MANSO3R01	LKWAP	1 STY	81.02%
63409	11/20/2023	\$1,235,000	189100	811513	\$1,000,613	0.69	LKWAP	4MANSO3R01	LKWAP	1 STY	81.02%
50290	11/27/2023	950000	242547	623659	866206	19.44		4CVNO02R01	4CVN1	1.5 ST FIN	91.18%
62646	11/27/2023	\$698,400	126160	528007	\$654,167	0.15	VILLAGII	4MANSO1R01	4VILL	1 STY	93.67%
42156	11/28/2023	745000	238784	251444	490228	0.19	1875	4CHEC01R01	CHILL	1 STY	65.80%
44362	12/5/2023	460000	173250	254634	427884	0.12	275	4CHEC04R01	NCTY1	1 STY	93.02%
62626	12/6/2023	\$710,000	110390	516252	\$626,642	0.10	VILLAGII	4MANSO1R01	4VILL	2 STY	88.26%
51177	12/7/2023	68750	82205	0	82205	20		4CRNO01R01	Z4600		119.57%
40958	12/8/2023	499000	467280	0	467280	0.4	404	4CHEC02R01	CTLVW		93.64%
68730	12/12/2023	\$187,000	186000	0	\$186,000	0.32	MANSNGROVE	4MANSO2R01	SMRBZ		99.47%
44269	12/15/2023	559000	173250	296186	469436	0.17	275	4CHEC04R01	NCTY1	1.5 ST FIN	83.98%
40550	12/19/2023	239000	178846	0	178846	23.73		4CVNO01R01	Z4540		74.83%
69174	12/21/2023	\$875,000	630545	14627	\$645,172	0.21	SDP2019-10	4CWSO01R01	Z4380	dock	73.73%
50075	12/21/2023	\$340,000	240730	58608	\$299,338	0.06	2334	4MANSO1R01	MN102	MBL HOME	88.04%
50643	12/21/2023	\$1,250,000	153070	1089618	\$1,242,688	6.42	815	4MANSO3R01	Z4004	1.5 ST FIN	99.42%

Cycle 4: Chelan, Manson Stehekin
DOR Ratio Sales Data for 2024-2025

pid	date	sprice	land	imp	mkt	acr	subd	hood	subs	class	RATIO
40716	12/23/2023	630000	223860	347111	570971	0.15	1040	4CHEC01R01	CHILL	1 STY	90.63%
47869	12/26/2023	\$179,000	176250	0	\$176,250	0.72	1685	4MANSO2R01	PCNWF		98.46%
42710	12/28/2023	1300000	183040	761683	944723	0.58		4CHEC02R01	4GOLF	1 STY	72.67%
42814	1/2/2024	300000	124950	206789	331739	0.07	660	4CHEC04R01	NCTY2	1 STY	110.58%
46755	1/8/2024	596900	111525	190758	302283	1.11		4CVSO01R01	cvs01	1 STY	50.64%
67131	1/11/2024	400000	186900	17207	204107	0.85	TWINPINE2	4RIVR01R01	Z4002		51.03%
70015	1/25/2024	\$485,000	413250	0	\$413,250	2.53	788	4MANSO2R01	Z4860		85.21%
69800	1/29/2024	100000	148871	0	148871	5.7		4CVNO01R01	Z4540		148.87%
49540	1/29/2024	\$580,000	228000	263827	\$491,827	0.39	1240	4MANSO1R01	Z4780	1 STY	84.80%
49157	1/31/2024	\$715,000	285000	327906	\$612,906	0.64	820	4MANSO1R01	Z4840	1 STY	85.72%
42582	2/6/2024	\$1,700,000	400000	1299537	\$1,699,537	0.96	1175	4CWNO01R01	LDACW	1 STY	99.97%
42644	2/8/2024	300000	134992	0	134992	0.59	1852	4CHEC02R01	RIDGE		45.00%
68731	2/8/2024	\$900,000	186000	708244	\$894,244	0.32	MANSNGROVE	4MANSO2R01	SMRBZ	2 STY	99.36%
40610	2/15/2024	785000	223860	406717	630577	0.32	1040	4CHEC01R01	CHILL	2 STY	80.33%
45708	2/21/2024	625000	166725	269984	436709	0.15	1070	4CHEC05R01	CL501	1 STY	69.87%
48038	2/26/2024	\$1,204,500	565500	630811	\$1,196,311	6.06	830	4MANSO2R01	Z4860	2 STY	99.32%
45622	2/27/2024	\$3,250,000	1575300	791990	\$2,367,290	0.34	1050	4CWSO01R01	Z4380	1 STY	72.84%
37279	2/29/2024	32110	28000	0	28000	20		4CRSO01R01	Z4360		87.20%
37275	2/29/2024	528500	97048	416484	513532	20.32		4CRSO01R01	Z4360	2 STY	97.17%
40635	2/29/2024	535000	531848	0	531848	2.43		4CVNO02R01	4CVN1		99.41%
50882	3/1/2024	\$1,000,000	322438	221984	\$544,422	2.59	810	4MANSO2R01	Z4740	1.5 ST UNF	54.44%
49105	3/2/2024	\$3,200,000	802500	1853258	\$2,655,758	0.40	2500	4CWNO04R01	WN401	1 STY	82.99%
46081	3/5/2024	120000	114240	0	114240	0.27	64	4CVSO02R01	Z4320		95.20%
46082	3/11/2024	122500	114240	0	114240	0.27	64	4CVSO02R01	Z4320		93.26%
40959	3/12/2024	1600000	467280	954419	1421699	0.41	404	4CHEC02R01	CTLVW	2 STY	88.86%
65382	3/12/2024	90000	76230	0	76230	20		4CRNO03R01	Z4620		84.70%
64195	3/13/2024	470000	207948	0	207948	1.18		4CVSO03R01	Z4240		44.24%
40833	3/18/2024	785000	410410	369348	779758	0.38	1045	4CHEC01R01	CHILL	1 STY	99.33%
47561	3/18/2024	837000	249000	584405	833405	0.58	1372	4CVSO03R01	Z4240	1 STY	99.57%
48627	3/18/2024	\$200,000	294500	0	\$294,500	10.00	825	4MANSO3R01	Z4005		147.25%
68529	3/19/2024	\$550,000	440000	0	\$440,000	2.30	825	4MANSO2R01	Z4860		80.00%
69883	3/20/2024	160000	201600	2364	203964	0.1	275	4CHEC04R01	SWODN		127.48%
49929	3/21/2024	\$375,000	130720	218276	\$348,996	0.16	1537	4MANSO1R01	MN103	MBL HOME	93.07%
69840	3/21/2024	\$280,000	279000	0	\$279,000	5.00	820	4MANSO3R01	Z4840		99.64%
42329	3/26/2024	1300000	115500	881136	996636	0.43	674	4CHEC02R01	Z4700	1 STY	76.66%
40330	3/28/2024	465000	82684	91019	173703	5.53		4CRSO01R01	Z4320	MBL HOME	37.36%
50490	4/3/2024	140000	130200	0	130200	20		4CRNO02R01	Z4640		93.00%
47992	4/3/2024	\$430,000	500000	35949	\$535,949	0.57	788	4MANSO2R01	Z4860	gar	124.64%
37526	4/5/2024	880000	245000	279089	524089	0.53	2153	4RIVR01R01	Z4360	1 STY	59.56%
42381	4/8/2024	715000	138600	442548	581148	0.46	672	4CHEC02R01	Z4700	1 STY	81.28%
52419	4/11/2024	649000	214200	328330	542530	0.18	2479	4CHEC04R01	WSPVW	1 STY	83.59%
47996	4/12/2024	\$510,000	416500	0	\$416,500	2.66	788	4MANSO2R01	Z4860		81.67%
68728	4/12/2024	\$240,000	186000	0	\$186,000	0.46	MANSNGROVE	4MANSO2R01	SMRBZ		77.50%
52420	4/16/2024	725000	214200	353228	567428	0.2	2479	4CHEC04R01	WSPVW	1 STY	78.27%
45748	4/19/2024	\$4,530,000	1805400	1190803	\$2,996,203	0.68		4CWSO01R01	Z4340	1 STY	66.14%
45956	4/22/2024	475000	413280	0	413280	0.59	342	4CVSO02R01	CLOSC		87.01%
40011	4/22/2024	344000	213612	10785	224397	1.43		4CVSO02R01	Z4300		65.23%
46408	4/23/2024	850000	372002	470962	842964	12.56		4CVNO01R01	Z4540	1 STY	99.17%
68590	4/25/2024	544000	522000	0	522000	0.1	LKTCHWNP3	4CHEC03R01	GRRDG		95.96%
69168	4/25/2024	\$1,125,000	1100869	15359	\$1,116,228	0.45	SDP2019-10	4CWSO01R01	Z4380	dock	99.22%
49018	4/25/2024	\$3,210,000	521400	1393428	\$1,914,828	0.31		4CWSO02R01	Z4280	1 STY	59.65%

Cycle 4: Chelan, Manson Stehekin
DOR Ratio Sales Data for 2024-2025

pid	date	sprice	land	imp	mkt	acr	subd	hood	subs	class	RATIO
46061	4/26/2024	195000	142800	0	142800	0.5	64	4CVSO02R01	Z4320		73.23%
49263	4/26/2024	\$500,000	171000	198041	\$369,041	0.19	1190	4MANS01R01	Z4760	1.5 ST FIN	73.81%
46024	4/29/2024	1980000	413280	1336133	1749413	0.53	343	4CVSO02R01	CLOSC	1.5 ST FIN	88.35%
48533	4/29/2024	\$520,000	209560	115986	\$325,546	4.01	1501	4MANS03R01	Z4920	MBL HOME	62.61%
											86.10%

Cycle 4: Chelan, Manson Stehekin
 MH Ratio Sales Data for 2024-2025

pid	date	sprice	land	imp	mkt	acr	subd	hood	subs	class	RATIO
49952	5/12/2023	\$529,000	130720	281758	\$412,478	0.15	1538	4MANS01R01	MN103	MBL HOME	77.97%
49957	6/1/2023	\$450,000	130720	316309	\$447,029	0.16	1538	4MANS01R01	MN103	MBL HOME	99.34%
49926	8/10/2023	\$452,000	130720	286448	\$417,168	0.22	1537	4MANS01R01	MN103	MBL HOME	92.29%
49924	8/23/2023	\$495,000	130720	256896	\$387,616	0.17	1537	4MANS01R01	MN103	MBL HOME	78.31%
49147	10/23/2023	\$425,000	155000	144983	\$299,983	0.74	820	4MANS03R01	Z4840	MBL HOME	70.58%
50075	12/21/2023	\$340,000	240730	58608	\$299,338	0.06	2334	4MANS01R01	MN102	MBL HOME	88.04%
49929	3/21/2024	\$375,000	130720	218276	\$348,996	0.16	1537	4MANS01R01	MN103	MBL HOME	93.07%
48533	4/29/2024	\$520,000	209560	115986	\$325,546	4.01	1501	4MANS03R01	Z4920	MBL HOME	62.61%
											82.78%