

**Cashmere, South Wenatchee
& Malaga (Cycle 1)
2024-2025 Market
Sales Analysis Packet**

**THIS PAGE INTENTIONALLY
LEFT BLANK**

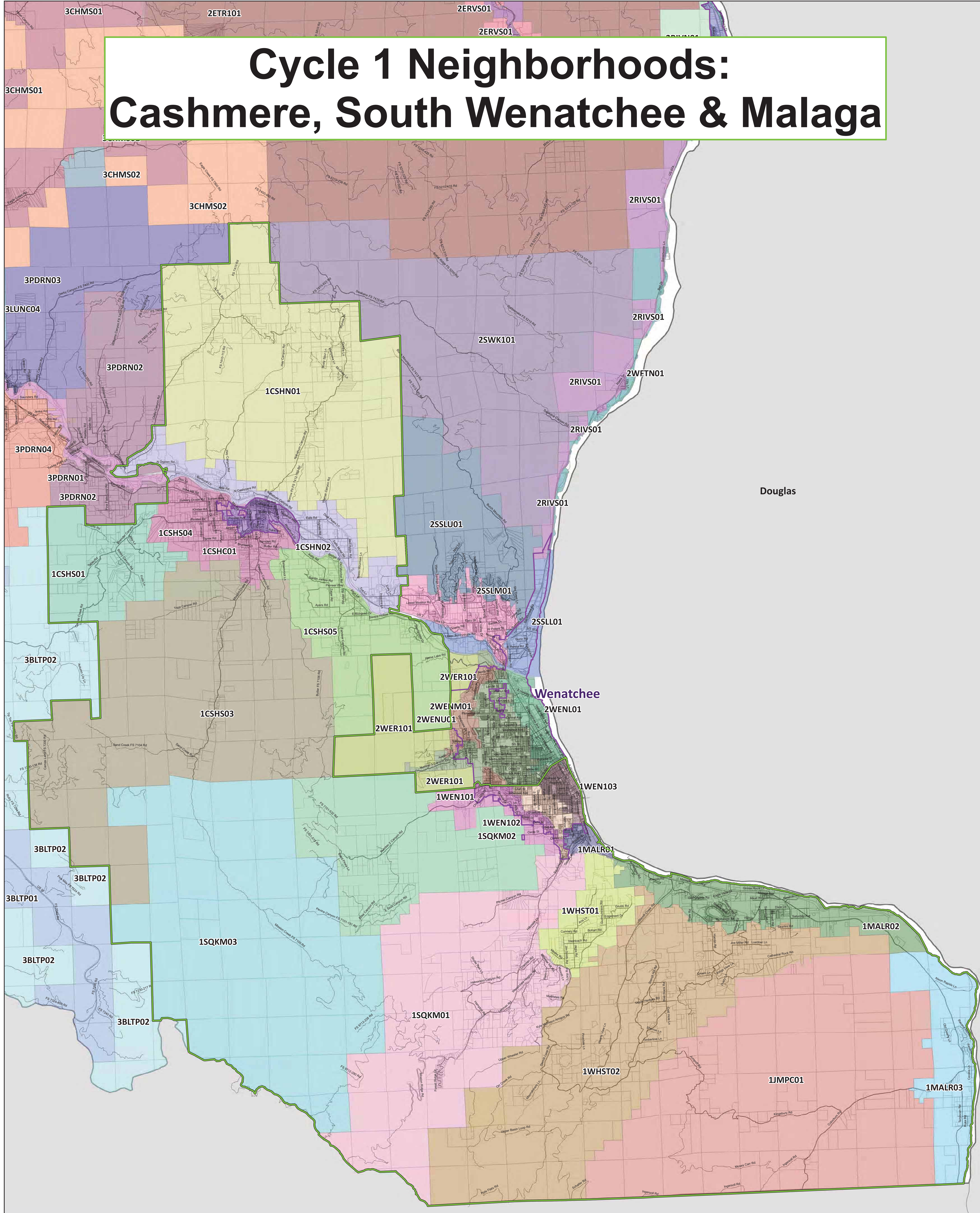
Chelan County Assessor 2024 Community Meetings Cycle 1: Market Sales Analysis STATS for 2024-2025*

Neighborhood Code	Neighborhood Description	STATS Ratio	# of STATS Sales*	DOR Ratio	# of DOR Sales*	MH Ratio	# of MH Sales*	Y2Y Difference
1CHNR	Cycle 1 Cashmere North	85.25%	65	73.70%	9	70.29%	8	-1.50%
1CHSR	Cycle 1 Cashmere South	84.15%	79	79.14%	25	94.22%	13	10.66%
1CSHR	Cycle 1 Cashmere City	85.89%	98	86.77%	27	73.55%	3	-.04%
1JMPR	Cycle 1 Jumpoff/ Colockum	81.65%	8	N/A	N/A	N/A	N/A	0%**
1MALR	Cycle 1 Malaga Riverside	83.99%	121	85.68%	34	80.82%	30	-2.03%
1SQKR	Cycle 1 Squilchuck/ Upper Mission Creek	84.94%	71	91.23%	23	70.85%	5	1.16%
1WENR	Cycle 1 Wenatchee	86.20%	292	87.51%	100	90.17%	9	-1.15%
1WHSR	Cycle 1 Wenatchee Heights/ Stemilt	84.46%	24	77.48%	11	79.90%	3	1.71%

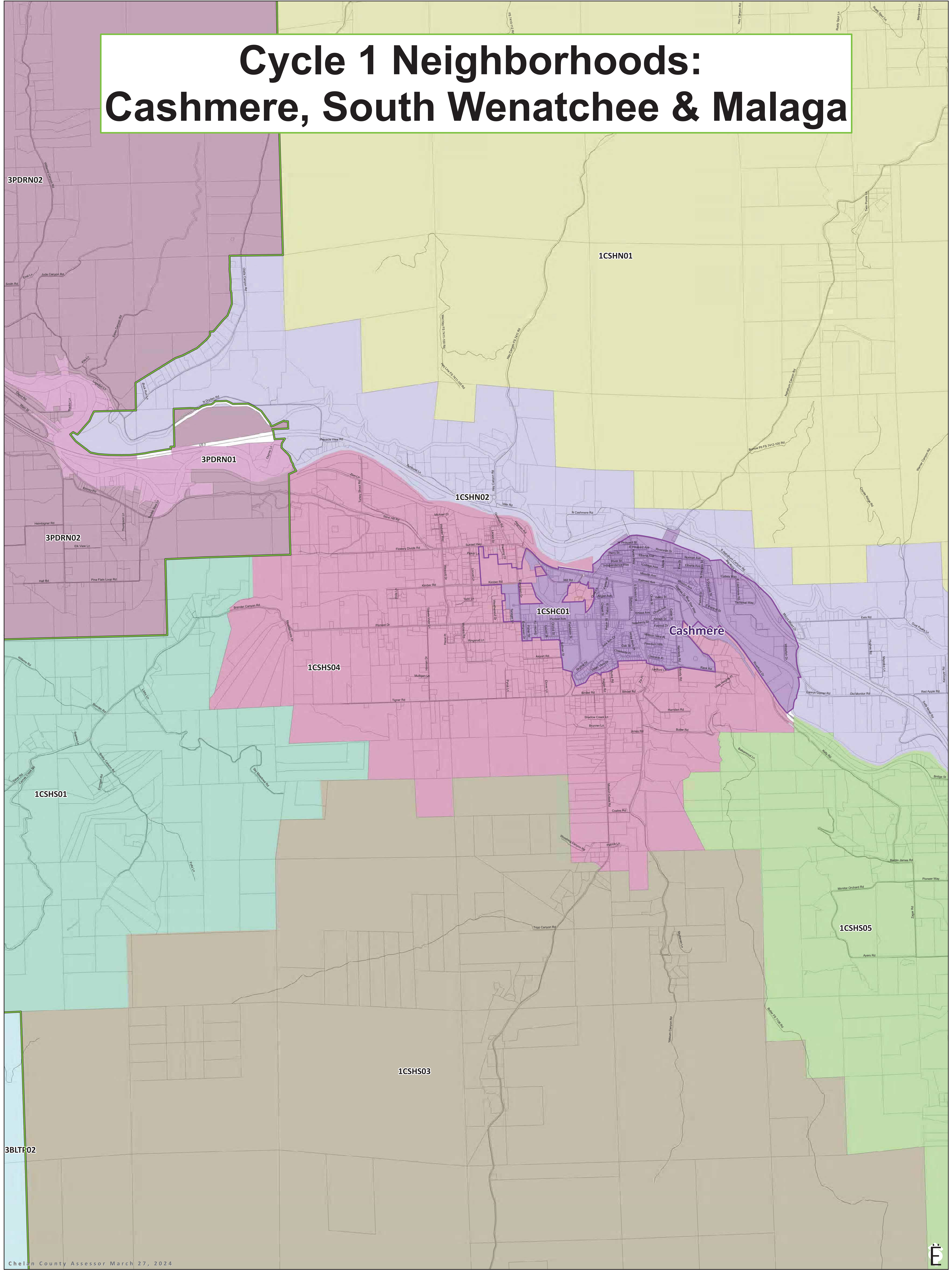
*We only include sales involving a warranty deed or a real estate contract that occurred during the twelve-month period in our sales analysis (WAC 458-53-080(1)). The 2024 assessed value is as of January 1, 2024 and is based on sales from January 1, 2023, through December 1, 2023. Sales or transfers of real property involving instruments other than a warranty deed or real estate contract are not considered in the analysis. For a complete list of sales exempted, please refer to WAC 458-53-080(2).

**No market adjustments for 2024-2025; not enough sale data.

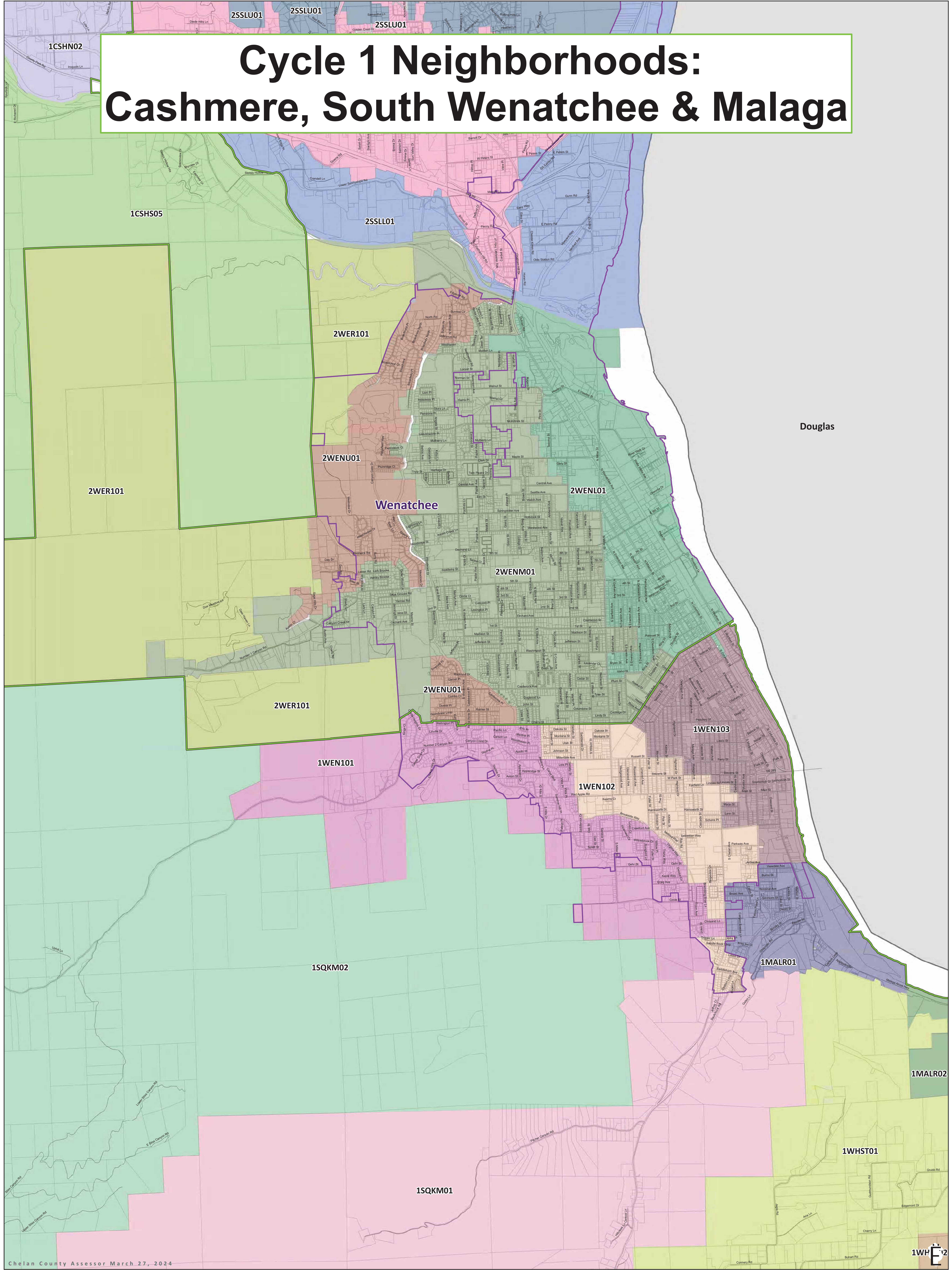
Cycle 1 Neighborhoods: Cashmere, South Wenatchee & Malaga



Cycle 1 Neighborhoods: Cashmere, South Wenatchee & Malaga



Cycle 1 Neighborhoods: Cashmere, South Wenatchee & Malaga



Cycle 1: Cashmere South Wenatchee/Malaga

STATS Ratio Sales Data for 2024-2025

pid	date	sprice	land	imp	mkt	acr	subd	hood	subs	class	RATIO
13771	4/5/2022	\$1,079,500	99921	784758	\$884,679	7.09		1WHST02R01	Z1030	1 STY	81.95%
13792	8/12/2022	\$799,000	178849	511217	\$690,066	5.11		1SQKM01R01	SQ111	1.5 ST FIN	86.37%
13821	6/20/2022	\$621,000	124509	492597	\$617,106	1.00	2482	1SQKM01R01	SQ111	1 STY	99.37%
13825	8/5/2021	\$580,000	133697	235276	\$368,973	3.19		1SQKM01R01	SQ104	1 STY	63.62%
13829	6/18/2021	\$393,000	167815	0	\$167,815	23.08		1SQKM01R01	SQ104	1 STY	42.70%
13909	8/8/2023	\$750,000	186293	363078	\$549,371	1.34	598	1SQKM01R01	SQ103	1 STY	73.25%
13939	5/4/2023	\$187,000	169050	0	\$169,050	0.52	589	1SQKM01R01	SQ103		90.40%
13961	11/30/2022	\$745,000	112600	534334	\$646,934	20.03		1WHST02R01	CATRK	1 STY	86.84%
13967	4/29/2021	\$178,400	102054	0	\$102,054	5.16		1WHST02R01	Z1090		57.21%
13980	2/15/2022	\$425,000	115174	152782	\$267,956	4.17	399	1WHST02R01	Z1090	MBL HOME	63.05%
14022	5/26/2022	\$149,500	77600	0	\$77,600	20.00		1JMPC01R01	Z1090		51.91%
14023	7/12/2021	\$63,000	77600	0	\$77,600	6.50		1JMPC01R01	Z1090		123.17%
14029	6/25/2021	\$266,000	77600	120406	\$198,006	0.50		1JMPC01R01	Z1090	1 STY	74.44%
14044	7/25/2022	\$425,000	36228	100129	\$136,357	2.13		1MALR03R01	MA301	1 STY	32.08%
14055	10/18/2023	\$165,000	64198	79350	\$143,548	4.01		1MALR03R01	MA301	1 STY	87.00%
14063	7/15/2022	\$599,000	87885	333037	\$420,922	2.45	445	1MALR03R01	MA301	2 STY	70.27%
14065	10/16/2023	\$985,000	84072	895973	\$980,045	2.04	445	1MALR03R01	MA301	2 STY	99.50%
14112	10/14/2021	\$325,000	93345	190330	\$283,675	10.00		1CSHS03R01	CS301	2 STY	87.28%
14114	9/19/2023	\$690,000	87465	599415	\$686,880	14.00		1CSHS03R01	CS301	1 STY	99.55%
14115	9/3/2020	\$236,000	115028	55598	\$170,626	10.50		1CSHS03R01	CS301	1 STY	72.30%
14126	12/17/2020	\$75,000	74573	0	\$74,573	24.16		1SQKM02R01	SQ201		99.43%
14131	1/11/2024	\$295,000	106700	0	\$106,700	21.46		1SQKM02R01	SQ202		36.17%
14148	10/9/2020	\$78,000	67366	0	\$67,366	19.99		1SQKM02R01	SQ201	1.5 ST FIN	86.37%
14149	6/30/2023	\$112,500	100220	0	\$100,220	40.01		1SQKM02R01	SQ201		89.08%
14157	11/27/2023	\$50,000	69130	0	\$69,130	21.01		1SQKM02R01	SQ201		138.26%
15375	9/8/2023	\$85,000	90950	0	\$90,950	0.35	238	1WEN101R01	WE103		107.00%
15377	8/19/2022	\$649,093	90950	411627	\$502,577	0.36	238	1WEN101R01	WE103	1 STY	77.43%
15378	6/16/2023	\$95,000	90950	0	\$90,950	0.36	238	1WEN101R01	WE103		95.74%
15492	5/3/2022	\$420,000	107000	253338	\$360,338	0.22	2455	1WEN101R01	WE202	1 STY	85.79%
15540	12/5/2022	\$715,000	123050	585008	\$708,058	0.26	38	1WEN101R01	WE101	1 STY	99.03%
15541	9/18/2023	\$813,700	123050	491319	\$614,369	0.26	38	1WEN101R01	WE101	1.5 ST FIN	75.50%
15685	6/26/2023	\$405,000	107000	227507	\$334,507	0.18	307	1WEN102R01	WE201	1 STY	82.59%
15706	2/27/2024	\$499,000	107000	390299	\$497,299	0.17	308	1WEN102R01	WE201	2 STY	99.66%
15711	9/25/2023	\$400,000	107000	255669	\$362,669	0.19	308	1WEN102R01	WE201	1 STY	90.67%
15800	8/14/2023	\$617,000	123050	363199	\$486,249	0.36	311	1WEN101R01	WE119	1 STY	78.81%
15802	5/22/2023	\$539,000	123050	367866	\$490,916	0.24	311	1WEN101R01	WE119	1 STY	91.08%
15915	2/2/2022	\$395,000	107000	208095	\$315,095	0.17	2450	1WEN101R01	WE202	1 STY	79.77%
15928	6/30/2023	\$400,000	107000	211875	\$318,875	0.45	2450	1WEN101R01	WE202	1 STY	79.72%
15939	3/2/2023	\$380,000	107000	271850	\$378,850	0.30	2455	1WEN101R01	WE202	1 STY	99.70%
16092	7/20/2022	\$1,070,000	123050	659819	\$782,869	0.44	38	1WEN101R01	WE101	1 STY	73.17%
16098	8/11/2023	\$785,000	123050	654003	\$777,053	0.28	38	1WEN101R01	WE101	1 STY	98.99%
16155	2/28/2024	\$391,500	107000	195178	\$302,178	0.13	365	1WEN102R01	WE201	1 STY	77.18%
16256	7/28/2023	\$128,900	128400	0	\$128,400	0.54	11	1WEN101R01	WE118		99.61%
16413	11/19/2020	\$351,000	107000	228780	\$335,780	0.18	301	1WEN101R01	WE109	1 STY	95.66%
16442	5/3/2022	\$220,000	107000	82362	\$189,362	0.88		1WEN101R01	WE114	MBL HOME	86.07%
16498	9/20/2023	\$599,000	128400	408791	\$537,191	0.25	2220	1WEN101R01	WE104	1 STY	89.68%
16505	12/21/2020	\$580,000	128400	447623	\$576,023	0.31	2220	1WEN101R01	WE104	1 STY	99.31%
16550	4/28/2021	\$606,000	90950	455617	\$546,567	0.28	236	1WEN101R01	WE103	1 STY	90.19%
16550	2/27/2023	\$682,000	90950	455617	\$546,567	0.28	236	1WEN101R01	WE103	1 STY	80.14%
16551	4/29/2022	\$685,000	90950	579052	\$670,002	0.36	236	1WEN101R01	WE103	1 STY	97.81%
16596	11/10/2023	\$687,950	90950	549803	\$640,753	0.27	236	1WEN101R01	WE103	1 STY	93.14%

Cycle 1: Cashmere South Wenatchee/Malaga

STATS Ratio Sales Data for 2024-2025

pid	date	sprice	land	imp	mkt	acr	subd	hood	subs	class	RATIO
16597	10/8/2021	\$875,000	90950	768763	\$859,713	0.37	236	1WEN101R01	WE103	1 STY	98.25%
16608	7/21/2022	\$875,000	128400	551777	\$680,177	0.55	172	1WEN101R01	WE104	1 STY	77.73%
16951	6/3/2022	\$1,015,000	90950	915602	\$1,006,552	0.35	238	1WEN101R01	WE103	1 STY	99.17%
16961	4/29/2021	\$765,000	90950	642729	\$733,679	0.51	238	1WEN101R01	WE103	1.5 ST FIN	95.91%
16965	3/1/2024	\$1,250,000	90950	1035387	\$1,126,337	0.55	238	1WEN101R01	WE103	1.5 ST FIN	90.11%
18686	5/28/2021	\$165,000	76349	0	\$76,349	1.92		1SQKM02R01	SQ202	1 STY	46.27%
18826	10/30/2019	\$325,000	92732	39839	\$132,571	40.00		1JMPC01R01	Z1090	MBL HOME	40.79%
18895	9/1/2023	\$400,000	327968	0	\$327,968	1.25	445	1MALR03R01	MA301		81.99%
18906	9/20/2022	\$499,000	321324	0	\$321,324	5.01		1MALR03R01	MA301		64.39%
18996	7/28/2022	\$1,399,990	169050	785015	\$954,065	0.72	589	1SQKM01R01	SQ103	1 STY	68.15%
19001	6/20/2023	\$1,168,000	169050	689746	\$858,796	0.69	589	1SQKM01R01	SQ103	1 STY	73.53%
19004	11/30/2022	\$1,275,000	175643	1059279	\$1,234,922	1.13	589	1SQKM01R01	SQ103	2 STY	96.86%
19068	5/26/2021	\$53,000	34441	0	\$34,441	177.53		1JMPC01R01	Z1090		64.98%
19074	7/8/2022	\$985,000	123320	734621	\$857,941	20.06		1WHST02R01	CATRK	1 STY	87.10%
19112	5/27/2022	\$690,000	95998	376378	\$472,376	1.82		1WHST02R01	Z1090	1.5 ST FIN	68.46%
19123	7/21/2023	\$780,000	102523	334421	\$436,944	20.02		1WHST02R01	CATRK	1.5 ST FIN	56.02%
19147	3/8/2022	\$740,000	67000	596954	\$663,954	1.18		1WHST02R01	Z1090	2 STY	89.72%
19186	6/9/2023	\$515,000	108443	403816	\$512,259	2.74		1SQKM01R01	SQ109	SPLT LEV	99.47%
19273	3/8/2022	\$1,575,000	148652	1388782	\$1,537,434	24.67		1WHST02R01	Z1090	1 STY	97.61%
19276	9/5/2023	\$640,000	69593	561983	\$631,576	4.87		1WHST02R01	Z1090	2 STY	98.68%
19329	12/1/2020	\$200,000	123772	0	\$123,772	120.00		1JMPC01R01	Z1090		61.89%
19333	11/30/2022	\$668,000	103635	492388	\$596,023	1.09		1SQKM01R01	SQ109	2 STY	89.23%
19337	10/24/2023	\$555,000	169050	375944	\$544,994	0.65		1SQKM01R01	SQ103	1.5 ST FIN	98.20%
19348	10/26/2023	\$695,000	169050	613008	\$782,058	0.73	597	1SQKM01R01	SQ103	1 STY	112.53%
19353	8/31/2022	\$800,000	169050	500595	\$669,645	0.66	597	1SQKM01R01	SQ103	1.5 ST FIN	83.71%
19409	10/31/2022	\$550,000	142297	115723	\$258,020	1.50		1SQKM01R01	SQ111	MBL HOME	46.91%
19412	6/15/2022	\$650,000	163196	345296	\$508,492	3.35		1SQKM01R01	SQ111	1 STY	78.23%
19427	7/6/2022	\$170,000	169050	0	\$169,050	0.89	599	1SQKM01R01	SQ103		99.44%
19440	6/26/2020	\$379,800	85607	292082	\$377,689	7.65		1SQKM01R01	SQ101	2 STY	99.44%
19445	8/22/2023	\$500,000	101430	280836	\$382,266	1.00		1SQKM01R01	SQ101	1 STY	76.45%
19451	5/24/2023	\$1,075,000	169050	620425	\$789,475	0.44	594	1SQKM01R01	SQ103	1 STY	73.44%
19457	5/31/2022	\$749,900	169050	450377	\$619,427	0.43	594	1SQKM01R01	SQ103	1 STY	82.60%
19458	3/28/2023	\$700,000	169050	364570	\$533,620	0.45	594	1SQKM01R01	SQ103	1.5 ST FIN	76.23%
19517	8/18/2022	\$640,000	176768	443786	\$620,554	1.25		1SQKM01R01	SQ105	1 STY	96.96%
19520	7/20/2022	\$582,500	336021	281773	\$617,794	0.50		1SQKM01R01	SQ105	1 STY	106.06%
19521	7/28/2021	\$600,000	216799	194760	\$411,559	9.33		1SQKM01R01	SQ105	1.5 ST FIN	68.59%
19524	4/27/2021	\$432,500	190365	190515	\$380,880	1.75		1SQKM01R01	SQ105	2 STY	88.06%
19535	7/12/2022	\$435,000	137133	170890	\$308,023	3.14	2482	1SQKM01R01	SQ101	1 STY	70.81%
19544	11/23/2020	\$579,900	215502	295040	\$510,542	23.30		1SQKM01R01	SQ104	1 STY	88.04%
19562	2/15/2024	\$329,000	107000	112361	\$219,361	0.14	365	1WEN102R01	WE201	1 STY	66.68%
19566	3/8/2023	\$376,500	107000	197096	\$304,096	0.17	365	1WEN102R01	WE201	1 STY	80.77%
19581	6/5/2023	\$429,000	107000	288476	\$395,476	0.17	365	1WEN102R01	WE201	1.5 ST FIN	92.19%
19586	9/7/2023	\$539,900	107000	413306	\$520,306	0.22	365	1WEN102R01	WE201	2 STY	96.37%
19619	1/25/2024	\$405,000	107000	229345	\$336,345	0.14	365	1WEN102R01	WE201	1 STY	83.05%
19648	11/25/2020	\$450,000	99840	228341	\$328,181	0.32	2250	1MALR02R01	3LKWF	1 STY	72.93%
19729	2/6/2024	\$503,000	62080	435622	\$497,702	0.30	2250	1MALR02R01	3LKNW	1.5 ST FIN	98.95%
19730	11/29/2023	\$63,000	62080	0	\$62,080	0.29	2250	1MALR02R01	3LKNW		98.54%
19744	6/29/2023	\$795,500	102400	687397	\$789,797	0.35	2259	1MALR02R01	MA210	1 STY	99.28%
19750	5/31/2022	\$1,408,000	102400	876089	\$978,489	0.55	2259	1MALR02R01	MA210	2 STY	69.49%
19835	11/2/2023	\$737,500	104359	620356	\$724,715	6.88		1WHST02R01	Z1810	1 STY	98.27%
19858	3/3/2022	\$325,000	130148	143935	\$274,083	4.25	1645	1WHST02R01	Z1810	MBL HOME	84.33%

Cycle 1: Cashmere South Wenatchee/Malaga

STATS Ratio Sales Data for 2024-2025

pid	date	sprice	land	imp	mkt	acr	subd	hood	subs	class	RATIO
19867	10/18/2021	\$650,000	132797	294761	\$427,558	2.83		1MALR02R01	MA207	MBL HOME	65.78%
19869	9/9/2022	\$355,000	132797	0	\$132,797	2.83		1MALR02R01	MA207		37.41%
19934	1/30/2020	\$165,000	127133	31344	\$158,477	3.48		1MALR02R01	MA207	MBL HOME	96.05%
19940	9/18/2023	\$60,000	59360	0	\$59,360	0.45		1MALR02R01	MA207	MBL HOME	98.93%
19942	4/1/2021	\$270,000	117194	150169	\$267,363	1.91		1MALR02R01	MA207	MBL HOME	99.02%
19967	9/29/2023	\$449,900	60300	243282	\$303,582	0.50	750	1WHST02R01	Z1840	1 STY	67.48%
19985	2/7/2020	\$252,500	250579	0	\$250,579	12.84		1MALR02R01	MA212		99.24%
19985	5/20/2022	\$290,000	250579	0	\$250,579	12.84		1MALR02R01	MA212		86.41%
20358	4/25/2022	\$500,000	127447	80081	\$207,528	14.55		1CSHS01R01	CS102	1 STY	41.51%
20366	2/9/2023	\$192,500	193580	20917	\$214,497	2.50		1CSHS01R01	WILMS		111.43%
20366	12/1/2023	\$250,000	193580	20917	\$214,497	2.50		1CSHS01R01	WILMS		85.80%
20515	5/6/2022	\$240,000	198052	0	\$198,052	5.00		1CSHS01R01	CS101		82.52%
20774	5/25/2021	\$950,000	174105	506505	\$680,610	2.45		1CSHN02R01	CN209	1.5 ST FIN	71.64%
20800	4/14/2023	\$740,000	143100	505258	\$648,358	1.00		1CSHN02R01	MAJLN	2 STY	87.62%
20802	5/20/2022	\$985,000	170548	817231	\$987,779	3.21		1CSHN02R01	CN204	2.5 STORY	100.28%
20813	1/11/2022	\$415,317	116865	248876	\$365,741	0.25		1CSHN02R01	CN204	2 STY	88.06%
20826	3/22/2022	\$695,000	141908	549657	\$691,565	0.70		1CSHN02R01	CN204	1 STY	99.51%
20835	4/24/2023	\$735,000	145286	505290	\$650,576	1.25		1CSHN02R01	MAJLN	2 STY	88.51%
20839	8/9/2022	\$960,000	144062	809753	\$953,815	1.11		1CSHN02R01	MAJLN	1.5 ST FIN	99.36%
20842	6/9/2022	\$575,000	135150	189489	\$324,639	0.40	2360	1CSHN02R01	CN209	BI-LEVEL	56.46%
20845	3/1/2023	\$125,000	95400	0	\$95,400	0.30	2360	1CSHN02R01	CN209		76.32%
20860	9/29/2022	\$860,000	180000	261915	\$441,915	0.70		1CSHC01R01	CSHWF	1.5 ST FIN	51.39%
20862	1/13/2023	\$297,000	50085	362911	\$412,996	0.50		1CSHN02R01	CN204	SPLT LEV	139.06%
20862	8/7/2023	\$415,000	50085	362911	\$412,996	0.50		1CSHN02R01	CN204	SPLT LEV	99.52%
20874	9/20/2021	\$565,000	114048	390696	\$504,744	0.20		1CSHC01R01	CC103	1.5 ST FIN	89.34%
20904	12/28/2021	\$200,000	76032	65449	\$141,481	0.10		1CSHC01R01	CC103	1 STY	70.74%
20917	12/18/2020	\$320,000	95040	151300	\$246,340	0.15		1CSHC01R01	CC103	1 STY	76.98%
20935	10/27/2021	\$400,000	124200	102864	\$227,064	0.46		1CSHC01R01	CC107	1 STY	56.77%
20969	8/5/2022	\$529,000	82800	443937	\$526,737	0.16		1CSHC01R01	CC110	1.5 ST FIN	99.57%
20975	3/7/2023	\$475,000	82800	354219	\$437,019	0.17		1CSHC01R01	CC110	1 STY	92.00%
21010	6/28/2022	\$345,000	77760	80023	\$157,783	0.11		1CSHC01R01	CC108	DPX 1 STY	45.73%
21018	9/7/2022	\$415,000	93312	264404	\$357,716	0.32		1CSHC01R01	CC108	1.5 ST FIN	86.20%
21018	8/18/2023	\$428,500	93312	264404	\$357,716	0.32		1CSHC01R01	CC108	1.5 ST FIN	83.48%
21023	10/25/2023	\$534,000	210000	319079	\$529,079	0.25		1CSHS04R01	CS401	1 STY	99.08%
21026	6/15/2023	\$689,000	159880	178235	\$338,115	1.82		1CSHS04R01	CS401	1 STY	49.07%
21052	1/26/2021	\$625,000	348541	0	\$348,541	6.19		1CSHS04R01	CS403		55.77%
21105	7/26/2023	\$535,500	93312	497968	\$591,280	0.17	10	1CSHC01R01	CC108	1 STY	110.42%
21126	4/24/2023	\$455,000	93312	284990	\$378,302	0.19	10	1CSHC01R01	CC108	BI-LEVEL	83.14%
21134	6/1/2022	\$420,000	114048	188834	\$302,882	0.13	105	1CSHC01R01	CC103	1 STY	72.11%
21144	10/24/2023	\$425,000	114048	310112	\$424,160	0.16	105	1CSHC01R01	CC103	2 STY	99.80%
21145	9/9/2020	\$245,000	114048	130250	\$244,298	0.14	105	1CSHC01R01	CC103	1 STY	99.71%
21155	9/26/2023	\$450,000	99360	349858	\$449,218	0.21	105	1CSHC01R01	CC102	1 STY	99.83%
21168	1/22/2024	\$685,000	139104	474191	\$613,295	0.26	206	1CSHC01R01	CC105	1 STY	89.53%
21183	3/22/2023	\$100,000	111283	0	\$111,283	0.87	175	1CSHC01R01	CC105		111.28%
21188	6/20/2023	\$400,000	114048	261292	\$375,340	0.14	260	1CSHC01R01	CC103	1.5 ST FIN	93.84%
21219	7/26/2021	\$300,000	110160	161161	\$271,321	0.12	420	1CSHC01R01	CC106	DPX 1 STY	90.44%
21224	8/2/2023	\$330,000	88128	130147	\$218,275	0.10	420	1CSHC01R01	CC106	1 STY	66.14%
21229	10/31/2022	\$340,000	110160	227302	\$337,462	0.10	420	1CSHC01R01	CC106	1 STY	99.25%
21240	11/9/2023	\$638,500	124416	449112	\$573,528	0.32	450	1CSHC01R01	CC108	SPLT LEV	89.82%
21251	8/11/2021	\$469,000	114048	276954	\$391,002	0.17	545	1CSHC01R01	CC103	1 STY	83.37%
21256	12/27/2021	\$285,000	114048	98478	\$212,526	0.13	545	1CSHC01R01	CC103	1 STY	74.57%

Cycle 1: Cashmere South Wenatchee/Malaga

STATS Ratio Sales Data for 2024-2025

pid	date	sprice	land	imp	mkt	acr	subd	hood	subs	class	RATIO
21313	1/27/2022	\$174,999	173740	0	\$173,740	0.41	685	1CSHS04R01	CS403		99.28%
21316	12/9/2020	\$500,000	132192	357762	\$489,954	0.32	914	1CSHC01R01	CC106	2 STY	97.99%
21321	4/4/2022	\$435,000	114048	210950	\$324,998	0.14	1025	1CSHC01R01	CC103	1 STY	74.71%
21323	8/26/2021	\$490,000	114048	323039	\$437,087	0.17	1025	1CSHC01R01	CC103	1 STY	89.20%
21336	6/28/2021	\$520,000	115920	370072	\$485,992	0.25	1097	1CSHC01R01	CC104	1.5 ST FIN	93.46%
21336	5/1/2023	\$620,000	115920	370072	\$485,992	0.25	1097	1CSHC01R01	CC104	1.5 ST FIN	78.39%
21337	6/14/2023	\$555,000	115920	371637	\$487,557	0.23	1097	1CSHC01R01	CC104	1 STY	87.85%
21346	2/19/2021	\$450,000	115920	330462	\$446,382	0.19	1097	1CSHC01R01	CC104	2 STY	99.20%
21363	6/25/2021	\$555,000	114048	338047	\$452,095	0.17	1165	1CSHC01R01	CC103	1 STY	81.46%
21365	8/19/2020	\$430,000	113184	269131	\$382,315	0.12	1165	1CSHC01R01	RVMDW	2 STY	88.91%
21366	5/5/2021	\$355,000	57024	252029	\$309,053	0.22	1165	1CSHC01R01	CC103	1.5 ST FIN	87.06%
21376	10/28/2022	\$750,000	149040	489977	\$639,017	0.32	1362	1CSHC01R01	CC105	1.5 ST FIN	85.20%
21416	5/15/2022	\$650,000	142848	283582	\$426,430	0.21	1365	1CSHC01R01	CC113	1.5 ST UNF	65.60%
21436	2/16/2024	\$415,000	119232	186907	\$306,139	0.22	1380	1CSHC01R01	CC105	1 STY	73.77%
21443	2/16/2024	\$550,000	119232	225210	\$344,442	0.29	1460	1CSHC01R01	CC105	SPLT LEV	62.63%
21459	7/6/2023	\$520,000	142848	263887	\$406,735	0.21	1460	1CSHC01R01	CC113	1 STY	78.22%
21482	8/27/2021	\$425,000	99360	277591	\$376,951	0.11	1590	1CSHC01R01	CC102	1.5 ST FIN	88.69%
21499	10/11/2023	\$470,000	108864	357331	\$466,195	0.28	1615	1CSHC01R01	CC108	1 STY	99.19%
21512	4/14/2022	\$505,000	93312	241501	\$334,813	0.13	1615	1CSHC01R01	CC108	1.5 ST FIN	66.30%
21513	7/28/2022	\$412,000	93312	253384	\$346,696	0.16	1615	1CSHC01R01	CC108	1 STY	84.15%
21536	8/25/2022	\$350,000	99360	243990	\$343,350	0.13	1700	1CSHC01R01	CC110	BI-LEVEL	98.10%
21547	10/13/2022	\$800,000	115920	621054	\$736,974	0.35	1700	1CSHC01R01	CC110	1 STY	92.12%
21562	11/23/2022	\$390,000	99360	262143	\$361,503	0.13	1700	1CSHC01R01	CC110	1 STY	92.69%
21564	3/18/2022	\$700,000	115920	513092	\$629,012	0.26	1700	1CSHC01R01	CC110	1 STY	89.86%
21581	7/3/2023	\$345,000	110160	72749	\$182,909	0.20	1765	1CSHC01R01	CC106	1 STY	53.02%
21585	10/28/2020	\$349,950	110160	239674	\$349,834	0.20	1765	1CSHC01R01	CC106	1 STY	99.97%
21590	10/12/2023	\$200,000	110160	74702	\$184,862	0.12	1765	1CSHC01R01	CC106	1 STY	92.43%
21604	10/1/2020	\$617,000	180000	245712	\$425,712	0.35	1765	1CSHC01R01	CSHWF	1 STY	69.00%
21626	4/28/2023	\$340,000	110160	157211	\$267,371	0.13	1765	1CSHC01R01	CC106	1 STY	78.64%
21651	6/7/2022	\$359,000	132192	114311	\$246,503	0.13	1895	1CSHC01R01	CC106	1.5 ST FIN	68.66%
21685	6/17/2021	\$300,000	114048	92348	\$206,396	0.11	1900	1CSHC01R01	CC103	1 STY	68.80%
21708	8/10/2021	\$515,000	114048	354768	\$468,816	0.11	2070	1CSHC01R01	CC103	2 STY	91.03%
21715	10/22/2020	\$247,200	114048	104185	\$218,233	0.11	2070	1CSHC01R01	CC103	1 STY	88.28%
21718	5/24/2022	\$175,000	95040	37915	\$132,955	0.09	2070	1CSHC01R01	CC103	1 STY	75.97%
21730	6/14/2023	\$389,900	99360	215500	\$314,860	0.11	2130	1CSHC01R01	CC102	1 STY	80.75%
21733	1/26/2022	\$417,000	99360	297567	\$396,927	0.19	2130	1CSHC01R01	CC102	1.5 ST FIN	95.19%
21760	11/30/2022	\$550,000	142848	402816	\$545,664	0.30	2140	1CSHC01R01	CC113	2 STY	99.21%
21798	9/12/2022	\$336,000	114048	199728	\$313,776	0.18	2235	1CSHC01R01	CC103	1 STY	93.39%
21803	6/25/2021	\$325,000	99360	193967	\$293,327	0.11	2235	1CSHC01R01	CC102	1 STY	90.25%
21803	8/18/2022	\$437,000	99360	193967	\$293,327	0.11	2235	1CSHC01R01	CC102	1 STY	67.12%
21824	7/12/2023	\$544,900	119232	311300	\$430,532	0.37	2275	1CSHC01R01	CC105	1 STY	79.01%
21838	4/12/2021	\$465,000	87264	375653	\$462,917	0.27	2315	1CSHC01R01	CC101	1.5 ST FIN	99.55%
21838	12/20/2021	\$535,000	87264	375653	\$462,917	0.27	2315	1CSHC01R01	CC101	1.5 ST FIN	86.53%
21935	8/21/2023	\$475,000	110600	160281	\$270,881	0.99		1CSHS04R01	CS404	1 STY	57.03%
21958	8/16/2023	\$610,000	110600	284572	\$395,172	0.98		1CSHS04R01	CS404	1 STY	64.78%
21966	8/28/2023	\$325,000	82950	61165	\$144,115	0.37		1CSHS04R01	CS404	MBL HOME	44.34%
22005	6/9/2023	\$485,000	133280	349333	\$482,613	0.46		1CSHS04R01	CS406	1.5 ST FIN	99.51%
22040	10/31/2023	\$145,000	99960	27927	\$127,887	0.33		1CSHS04R01	CS406	MBL HOME	88.20%
22105	3/1/2022	\$300,000	256889	0	\$256,889	3.33		1CSHS04R01	CS411	1 STY	85.63%
22107	2/28/2022	\$540,000	372103	165044	\$537,147	5.87		1CSHS04R01	CS411	1.5 ST FIN	99.47%
22113	1/14/2020	\$561,000	151200	268945	\$420,145	1.00		1CSHS04R01	CS411	1 STY	74.89%

Cycle 1: Cashmere South Wenatchee/Malaga

STATS Ratio Sales Data for 2024-2025

pid	date	sprice	land	imp	mkt	acr	subd	hood	subs	class	RATIO
22117	6/12/2023	\$370,000	97848	256549	\$354,397	0.19		1CSHC01R01	CC111	1 STY	95.78%
22122	6/10/2022	\$450,000	99540	225176	\$324,716	0.81		1CSHS04R01	CS402	1 STY	72.16%
22154	6/6/2023	\$463,500	120960	68479	\$189,439	0.49		1CSHS04R01	CS411	1 STY	40.87%
22167	8/25/2022	\$299,000	126000	64084	\$190,084	0.29	80	1CSHS04R01	CS401	1 STY	63.57%
22188	2/22/2022	\$450,000	119592	283515	\$403,107	0.43	230	1CSHC01R01	CC111	1.5 ST FIN	89.58%
22245	2/15/2023	\$371,000	108720	68100	\$176,820	0.33	235	1CSHC01R01	CC111	MBL HOME	47.66%
22271	4/17/2023	\$865,000	119592	623381	\$742,973	0.46	1497	1CSHC01R01	CC111	1.5 ST FIN	85.89%
22272	6/27/2023	\$630,000	130464	497837	\$628,301	0.60	1496	1CSHC01R01	CC111	1 STY	99.73%
22288	7/27/2022	\$467,500	97848	216217	\$314,065	0.18	1675	1CSHC01R01	CC111	1 STY	67.18%
22315	12/2/2020	\$359,000	87264	254058	\$341,322	0.17	2315	1CSHC01R01	CC101	BI-LEVEL	95.08%
22326	7/6/2022	\$775,000	87264	640501	\$727,765	0.37	2315	1CSHC01R01	CC101	1.5 ST FIN	93.91%
22335	2/22/2023	\$497,000	87264	377988	\$465,252	0.31	2315	1CSHC01R01	CC101	1 STY	93.61%
22352	11/14/2022	\$360,000	135562	94544	\$230,106	0.39	2505	1CSHS04R01	CS405	1 STY	63.92%
22360	8/22/2023	\$648,500	108290	339447	\$447,737	0.24	2525	1CSHS04R01	CS406	1 STY	69.04%
22367	11/1/2023	\$434,500	216580	273187	\$489,767	0.43	2525	1CSHS04R01	CS406	1 STY	112.72%
22408	7/13/2023	\$655,000	141610	368797	\$510,407	0.57		1CSHS04R01	CS406	1.5 ST FIN	77.92%
22438	10/28/2022	\$350,000	264894	0	\$264,894	3.30		1CSHS04R01	CS406		75.68%
22534	5/27/2022	\$377,000	153300	79943	\$233,243	0.42		1CSHS04R01	CS403	MBL HOME	61.87%
22581	8/2/2022	\$663,000	128520	188009	\$316,529	0.57		1CSHS04R01	CS411	1.5 ST FIN	47.74%
22590	11/3/2023	\$134,500	133770	0	\$133,770	40.00		1CSHS03R01	CS302		99.46%
22625	10/3/2023	\$930,000	173740	454880	\$628,620	0.85		1CSHS04R01	CS403	1 STY	67.59%
22631	10/4/2021	\$400,000	240579	99821	\$340,400	1.59		1CSHS04R01	CS403	MBL HOME	85.10%
22659	2/24/2021	\$205,000	181199	0	\$181,199	52.00		1CSHS05R01	CS502		88.39%
22662	6/14/2023	\$667,500	163520	372462	\$535,982	0.50	1553	1CSHS04R01	CS403	2 STY	80.30%
22671	9/22/2020	\$275,000	224840	0	\$224,840	2.50	1815	1CSHS04R01	CS403		81.76%
22679	7/21/2021	\$760,000	241090	201130	\$442,220	2.53	1815	1CSHS04R01	CS403	1 STY	58.19%
22750	5/17/2021	\$139,000	121293	0	\$121,293	2.87		1CSHN02R01	CN203		87.26%
22820	8/30/2022	\$750,000	140969	527939	\$668,908	5.12		1CSHN02R01	CN203	1 STY	89.19%
22912	11/20/2023	\$500,000	119250	31329	\$150,579	0.92	920	1CSHN02R01	CN206	MBL HOME	30.12%
22943	9/1/2021	\$350,000	99617	136401	\$236,018	0.30		1CSHS05R01	CS504	1 STY	67.43%
22969	5/5/2022	\$450,000	213465	274382	\$487,847	0.85		1CSHS05R01	CS504	1 STY	108.41%
22992	5/18/2021	\$498,500	170772	241471	\$412,243	0.70		1CSHS05R01	CS504	1 STY	82.70%
22998	7/27/2021	\$330,000	170772	144284	\$315,056	0.47		1CSHS05R01	CS504	1 STY	95.47%
23001	11/19/2021	\$409,000	172907	170703	\$343,610	2.00		1CSHS05R01	CS504	1 STY	84.01%
23039	1/10/2022	\$805,000	230780	580336	\$811,116	3.06		1CSHS05R01	CS504	1 STY	100.76%
23050	7/6/2023	\$950,000	214643	585795	\$800,438	1.46		1CSHS05R01	CS504	1.5 ST FIN	84.26%
23057	12/28/2022	\$215,000	213465	0	\$213,465	0.89		1CSHS05R01	CS504		99.29%
23122	3/23/2020	\$752,000	618623	62405	\$681,028	16.05		1CSHS03R01	CS302		90.56%
23138	7/14/2023	\$565,000	173740	278216	\$451,956	0.56		1CSHS04R01	CS403	1 STY	79.99%
23140	10/13/2022	\$500,000	204400	286302	\$490,702	1.01		1CSHS04R01	CS403	1 STY	98.14%
23142	9/24/2021	\$375,000	173740	160279	\$334,019	0.66		1CSHS04R01	CS403	MBL HOME	89.07%
23151	10/26/2020	\$289,000	108692	215717	\$324,409	2.97		1CSHS03R01	CS302	MBL HOME	112.25%
23167	11/20/2020	\$655,000	352288	294362	\$646,650	2.21		1CSHS03R01	CS302	MBL HOME	98.73%
23231	4/12/2022	\$500,000	390257	152546	\$542,803	10.00		1CSHS05R01	CS504	1 STY	108.56%
23270	9/13/2022	\$745,000	654199	0	\$654,199	85.70		1CSHS05R01	CS504		87.81%
23355	8/4/2021	\$609,000	126949	479534	\$606,483	14.18		1CSHS03R01	CS303	1 STY	99.59%
24424	7/28/2022	\$775,000	209475	696541	\$906,016	0.95	2048	1CSHS05R01	CS506	1 STY	116.91%
24425	7/14/2022	\$1,100,000	209475	883693	\$1,093,168	0.97	2048	1CSHS05R01	CS506	1 STY	99.38%
24431	1/28/2021	\$155,900	154910	0	\$154,910	2.22	2048	1CSHS05R01	CS506		99.36%
24438	6/29/2022	\$395,000	180885	0	\$180,885	4.97	2048	1CSHS05R01	CS506		45.79%
24479	6/30/2022	\$175,000	150822	3758	\$154,580	0.88	2355	1CSHS05R01	CS506		88.33%

Cycle 1: Cashmere South Wenatchee/Malaga

STATS Ratio Sales Data for 2024-2025

pid	date	sprice	land	imp	mkt	acr	subd	hood	subs	class	RATIO
24495	10/14/2022	\$275,000	144454	76685	\$221,139	1.31	2355	1CSHS05R01	CS506	MBL HOME	80.41%
31087	6/17/2022	\$800,000	240408	436260	\$676,668	4.00	1510	1CSHN02R01	CN202	BI-LEVEL	84.58%
31093	7/30/2021	\$565,000	253630	335610	\$589,240	4.66	1510	1CSHN02R01	CN202	2 STY	104.29%
31541	9/29/2021	\$199,000	96116	0	\$96,116	1.45		1CSHN02R01	Z1006		48.30%
31706	5/27/2020	\$575,000	159847	389040	\$548,887	20.93		1CSHN01R01	CN105	1.5 ST FIN	95.46%
31709	4/8/2021	\$117,000	137337	0	\$137,337	20.01		1CSHN01R01	CN105		117.38%
31712	11/13/2020	\$712,500	196798	507093	\$703,891	20.16		1CSHN01R01	CN105	1 STY	98.79%
31721	4/1/2021	\$130,000	141850	0	\$141,850	20.00		1CSHN01R01	CN106		109.12%
31722	2/27/2023	\$70,000	106685	0	\$106,685	20.04		1CSHN01R01	CN106		152.41%
31727	5/27/2021	\$269,900	251921	0	\$251,921	22.24		1CSHN01R01	CN105		93.34%
31731	6/29/2022	\$440,000	202202	89301	\$291,503	20.01		1CSHN01R01	CN105	1 STY	66.25%
31735	6/29/2021	\$480,222	157458	192037	\$349,495	22.01		1CSHN01R01	CN116	MBL HOME	72.78%
31740	8/17/2021	\$306,000	115373	87460	\$202,833	21.30		1CSHN01R01	CN116	MBL HOME	66.29%
31754	6/2/2021	\$160,000	126170	28302	\$154,472	2.77		1CSHN01R01	CN107	MBL HOME	96.55%
31756	3/9/2020	\$265,000	109087	88136	\$197,223	2.00		1CSHN01R01	CN107	MBL HOME	74.42%
31762	9/30/2021	\$80,000	62029	0	\$62,029	30.00		1CSHN01R01	CN112		77.54%
31772	6/25/2021	\$564,900	123015	399329	\$522,344	20.00		1CSHN01R01	CN108	1.5 ST FIN	92.47%
31775	5/23/2022	\$535,000	186914	92487	\$279,401	60.00		1CSHN01R01	CN103	1 STY	52.22%
31778	8/24/2022	\$340,000	191876	0	\$191,876	40.00		1CSHN01R01	CN103		56.43%
31802	6/14/2022	\$300,000	236346	5927	\$242,273	20.06		1CSHN01R01	CN103		80.76%
31809	5/12/2020	\$480,000	69903	461791	\$531,694	10.00		1CSHN01R01	CN114	1.5 ST FIN	110.77%
31814	1/27/2022	\$334,000	243881	114344	\$358,225	19.72		1CSHN01R01	CN103	1 STY	107.25%
31821	2/22/2021	\$165,000	129020	0	\$129,020	40.00		1CSHN01R01	CN112		78.19%
31838	8/5/2022	\$875,000	206068	600985	\$807,053	20.86		1CSHN01R01	CN103	1 STY	92.23%
31852	6/1/2023	\$990,000	131798	846240	\$978,038	10.84		1CSHN01R01	CN103	1.5 ST FIN	98.79%
31865	1/13/2021	\$75,000	39198	0	\$39,198	20.00		1CSHN01R01	CN114		52.26%
31870	10/18/2021	\$2,025,000	353060	1815075	\$2,168,135	40.00		1CSHN01R01	CN108	2 STY	107.07%
31919	7/7/2023	\$590,000	132128	241519	\$373,647	2.14		1CSHN01R01	CN104	MBL HOME	63.33%
31923	3/6/2023	\$650,000	166939	339624	\$506,563	5.01		1CSHN01R01	Z1930	1 STY	77.93%
31965	7/8/2021	\$159,000	91796	0	\$91,796	20.00		1CSHN01R01	CN104		57.73%
31981	2/14/2022	\$625,000	150977	282749	\$433,726	2.20		1CSHN02R01	CN202	2 STY	69.40%
31999	6/9/2021	\$830,000	318000	460341	\$778,341	0.50		1CSHN02R01	CSHWF	1.5 ST FIN	93.78%
32043	11/27/2023	\$525,000	152460	365117	\$517,577	1.89	2435	1CSHS04R01	CS407	1 STY	98.59%
32045	8/15/2022	\$400,000	160440	230047	\$390,487	1.82	2435	1CSHS04R01	CS407	1 STY	97.62%
32047	9/8/2021	\$975,000	154280	584148	\$738,428	3.02	2435	1CSHS04R01	CS407	1 STY	75.74%
32056	10/17/2023	\$525,000	118020	197563	\$315,583	1.43	2435	1CSHS04R01	CS407	1.5 ST FIN	60.11%
32061	7/2/2020	\$539,000	122640	342891	\$465,531	2.52	2435	1CSHS04R01	CS407	1 STY	86.37%
32080	5/31/2022	\$501,500	136052	361636	\$497,688	5.77		1CSHN02R01	CN201	1 STY	99.24%
32158	6/1/2021	\$1,095,000	149462	910271	\$1,059,733	2.10	1391	1CSHN02R01	CN201	1 STY	96.78%
32161	10/26/2020	\$645,000	148966	475414	\$624,380	2.03	1391	1CSHN02R01	CN201	1.5 ST FIN	96.80%
32161	12/22/2021	\$730,000	148966	475414	\$624,380	2.03	1391	1CSHN02R01	CN201	1.5 ST FIN	85.53%
32176	6/14/2022	\$524,000	105000	350321	\$455,321	0.37	2425	1CSHS04R01	CS408	1 STY	86.89%
32188	3/17/2022	\$425,000	84000	297152	\$381,152	0.29	2425	1CSHS04R01	CS408	1 STY	89.68%
32190	12/14/2021	\$435,000	105000	327414	\$432,414	0.36	2425	1CSHS04R01	CS408	1 STY	99.41%
32224	7/12/2021	\$315,000	87450	155950	\$243,400	0.63	1475	1CSHN02R01	CN208	1 STY	77.27%
32224	6/16/2023	\$325,000	87450	155950	\$243,400	0.63	1475	1CSHN02R01	CN208	1 STY	74.89%
32226	6/11/2021	\$220,000	122990	7834	\$130,824	1.32	1475	1CSHN02R01	CN208		59.47%
52449	7/22/2022	\$142,000	140601	0	\$140,601	1.59		1CSHS01R01	CS101		99.01%
52449	3/14/2023	\$172,500	140601	0	\$140,601	1.59		1CSHS01R01	CS101		81.51%
52544	8/23/2021	\$420,000	123050	172144	\$295,194	0.18	415	1WEN101R01	WE107	1 STY	70.28%
52548	4/21/2021	\$390,000	123050	263687	\$386,737	0.28	415	1WEN101R01	WE107	BI-LEVEL	99.16%

Cycle 1: Cashmere South Wenatchee/Malaga

STATS Ratio Sales Data for 2024-2025

pid	date	sprice	land	imp	mkt	acr	subd	hood	subs	class	RATIO
52628	5/26/2023	\$389,000	107000	280138	\$387,138	0.12	760	1WEN102R01	WE206	1 STY	99.52%
52770	1/18/2024	\$375,000	107000	146709	\$253,709	0.16	1325	1WEN102R01	WE201	1 STY	67.66%
52800	11/30/2023	\$350,000	107000	163693	\$270,693	0.16	1325	1WEN102R01	WE206	1 STY	77.34%
52830	11/8/2022	\$300,900	107000	109998	\$216,998	0.06	1325	1WEN102R01	WE206	1 STY	72.12%
52834	7/14/2023	\$335,000	107000	182074	\$289,074	0.17	1325	1WEN102R01	WE206	1 STY	86.29%
52845	12/6/2023	\$475,000	107000	217345	\$324,345	0.62	1325	1WEN102R01	WE206	1 STY	68.28%
52865	8/11/2021	\$320,000	107000	94832	\$201,832	0.27	1325	1WEN101R01	WE109	1 STY	63.07%
52883	9/7/2021	\$650,000	136104	272388	\$408,492	1.24	1325	1WEN101R01	WE117	1 STY	62.84%
52887	3/14/2023	\$455,000	128400	150845	\$279,245	0.22	1325	1WEN101R01	WE117	BI-LEVEL	61.37%
52902	3/30/2022	\$745,000	128400	434765	\$563,165	0.56	1325	1WEN101R01	WE118	BI-LEVEL	75.59%
53029	6/23/2021	\$465,000	123050	210150	\$333,200	0.19	1785	1WEN101R01	WE101	2 STY	71.66%
53036	8/11/2020	\$442,000	123050	172999	\$296,049	0.33	1785	1WEN101R01	WE101	1 STY	66.98%
53043	2/24/2021	\$405,300	123050	234982	\$358,032	0.51	1785	1WEN101R01	WE101	1.5 ST FIN	88.34%
53048	6/17/2020	\$562,000	123050	357437	\$480,487	0.57	1785	1WEN101R01	WE101	1 STY	85.50%
53068	11/29/2021	\$435,000	107000	291821	\$398,821	0.18	1950	1WEN101R01	WE115	1 STY	91.68%
53101	10/12/2023	\$467,000	107000	226376	\$333,376	0.16	1960	1WEN101R01	WE109	1 STY	71.39%
53111	11/21/2022	\$475,000	107000	327114	\$434,114	0.18	1960	1WEN101R01	WE115	1 STY	91.39%
53126	11/29/2022	\$422,000	107000	220198	\$327,198	0.23	1960	1WEN101R01	WE115	1 STY	77.54%
53135	5/13/2021	\$449,000	107000	340136	\$447,136	0.18	1960	1WEN101R01	WE115	SPLT LEV	99.58%
53140	12/11/2023	\$470,000	107000	219783	\$326,783	0.19	1960	1WEN101R01	WE115	1 STY	69.53%
53201	8/31/2021	\$440,000	107000	330638	\$437,638	0.22	2067	1WEN101R01	WE110	BI-LEVEL	99.46%
53215	12/17/2021	\$440,000	107000	329433	\$436,433	0.21	2067	1WEN101R01	WE109	BI-LEVEL	99.19%
53216	8/17/2023	\$504,000	107000	379529	\$486,529	0.19	2067	1WEN101R01	WE109	BI-LEVEL	96.53%
53219	10/27/2023	\$490,000	107000	300803	\$407,803	0.18	2067	1WEN101R01	WE109	BI-LEVEL	83.23%
53223	1/20/2023	\$524,900	107000	312723	\$419,723	0.18	2067	1WEN101R01	WE109	1 STY	79.96%
53229	5/6/2021	\$525,000	107000	379344	\$486,344	0.21	2069	1WEN101R01	WE110	1.5 ST FIN	92.64%
53236	3/30/2023	\$420,000	107000	285229	\$392,229	0.19	2069	1WEN101R01	WE110	1 STY	93.39%
53238	11/30/2023	\$462,000	107000	279488	\$386,488	0.21	2069	1WEN101R01	WE110	1.5 ST FIN	83.66%
53428	9/5/2023	\$520,000	107000	410284	\$517,284	0.28		1WEN102R01	WE215	1 STY	99.48%
53434	6/7/2023	\$430,000	107000	278934	\$385,934	0.16		1WEN102R01	WE215	1 STY	89.75%
53458	5/3/2023	\$150,000	107000	42445	\$149,445	0.17		1WEN103R01	WE306	1 STY	99.63%
53502	8/28/2023	\$339,900	107000	96989	\$203,989	0.14	70	1WEN103R01	WE307	1 STY	60.01%
53510	12/6/2022	\$325,000	107000	164938	\$271,938	0.17	70	1WEN103R01	WE307	1 STY	83.67%
53544	3/16/2023	\$365,000	107000	127146	\$234,146	0.17	70	1WEN103R01	WE307	1 STY	64.15%
53554	2/28/2023	\$343,000	107000	132054	\$239,054	0.08	70	1WEN103R01	WE307	1 STY	69.70%
53587	1/23/2023	\$234,500	107000	81027	\$188,027	0.12	70	1WEN103R01	WE307	1 STY	80.18%
53612	5/26/2023	\$340,000	107000	182543	\$289,543	0.12	90	1WEN102R01	WE216	1 STY	85.16%
53651	11/17/2022	\$567,500	107000	459193	\$566,193	0.14	115	1WEN102R01	WE216	1.5 ST FIN	99.77%
53654	11/14/2023	\$494,350	107000	269213	\$376,213	0.15	115	1WEN102R01	WE216	1 STY	76.10%
53685	3/25/2022	\$325,000	107000	156402	\$263,402	0.12	350	1WEN103R01	WE308	1 STY	81.05%
53710	2/14/2023	\$344,900	107000	145631	\$252,631	0.15	355	1WEN103R01	WE305	1 STY	73.25%
53744	4/5/2022	\$452,000	107000	242445	\$349,445	0.11	425	1WEN103R01	WE308	1.5 ST FIN	77.31%
53746	1/28/2022	\$399,000	107000	178857	\$285,857	0.15	425	1WEN103R01	WE308	1.5 ST FIN	71.64%
53755	2/8/2023	\$379,900	107000	253582	\$360,582	0.13	435	1WEN103R01	WE305	1.5 ST FIN	94.91%
53764	9/26/2022	\$625,000	107000	228023	\$335,023	0.15	435	1WEN103R01	WE305	2 STY	53.60%
53774	3/27/2023	\$380,000	107000	191624	\$298,624	0.15	435	1WEN103R01	WE305	1.5 ST FIN	78.59%
53792	6/20/2023	\$340,000	107000	139399	\$246,399	0.11	440	1WEN102R01	WE216	1 STY	72.47%
53809	12/9/2023	\$345,000	107000	193553	\$300,553	0.15	556	1WEN102R01	WE205	1 STY	87.12%
53812	3/1/2021	\$315,000	107000	198193	\$305,193	0.14	556	1WEN102R01	WE205	1 STY	96.89%
53818	3/17/2023	\$410,000	107000	301834	\$408,834	0.14	556	1WEN102R01	WE205	BI-LEVEL	99.72%
53826	4/11/2022	\$490,000	107000	351595	\$458,595	0.43	555	1WEN103R01	WE308	1.5 ST FIN	93.59%

Cycle 1: Cashmere South Wenatchee/Malaga

STATS Ratio Sales Data for 2024-2025

pid	date	sprice	land	imp	mkt	acr	subd	hood	subs	class	RATIO
53981	4/18/2023	\$469,900	107000	218602	\$325,602	0.10	710	1WEN103R01	WE308	1.5 ST FIN	69.29%
54058	9/8/2023	\$490,000	214000	233237	\$447,237	0.07	710	1WEN103R01	WE305	1.5 ST FIN	91.27%
54067	10/12/2022	\$415,000	107000	342925	\$449,925	0.14	710	1WEN103R01	WE308	2 STY	108.42%
54071	3/15/2023	\$415,000	107000	230203	\$337,203	0.09	710	1WEN103R01	WE308	1 STY	81.25%
54078	5/20/2022	\$455,000	107000	213526	\$320,526	0.14	710	1WEN103R01	WE308	1 STY	70.45%
54094	5/16/2022	\$250,000	107000	88801	\$195,801	0.14	710	1WEN103R01	WE308	1.5 ST FIN	78.32%
54098	6/3/2022	\$415,000	107000	243568	\$350,568	0.14	710	1WEN103R01	WE308	1 STY	84.47%
54170	8/5/2022	\$351,000	107000	242669	\$349,669	0.14	710	1WEN103R01	WE308	2 STY	99.62%
54173	4/29/2022	\$400,000	107000	247965	\$354,965	0.14	710	1WEN103R01	WE308	1.5 ST FIN	88.74%
54193	5/13/2022	\$380,000	107000	131019	\$238,019	0.14	710	1WEN103R01	WE308	1 STY	62.64%
54272	6/21/2023	\$450,000	107000	318452	\$425,452	0.16	795	1WEN102R01	WE215	1 STY	94.54%
54276	7/11/2023	\$359,900	107000	159282	\$266,282	0.16	795	1WEN102R01	WE215	1 STY	73.99%
54279	7/5/2023	\$405,000	107000	243250	\$350,250	0.16	795	1WEN102R01	WE215	1 STY	86.48%
54315	12/13/2022	\$346,000	107000	219036	\$326,036	0.14	800	1WEN103R01	WE301	1 STY	94.23%
54350	10/16/2023	\$165,000	107000	122374	\$229,374	0.21	1155	1WEN103R01	WE306	1 STY	139.01%
54363	12/29/2023	\$288,000	107000	61273	\$168,273	0.10	1155	1WEN103R01	WE306	1.5 ST FIN	58.43%
54364	1/30/2024	\$97,000	107000	12124	\$119,124	0.11	1155	1WEN103R01	WE306	MBL HOME	122.81%
54428	9/13/2023	\$425,000	107000	258481	\$365,481	0.15	1335	1WEN103R01	WE301	1 STY	86.00%
54443	4/13/2023	\$375,000	107000	209251	\$316,251	0.15	1335	1WEN103R01	WE301	1 STY	84.33%
54515	10/21/2022	\$350,000	107000	185387	\$292,387	0.15	1370	1WEN103R01	WE301	1 STY	83.54%
54550	3/31/2023	\$315,000	107000	206221	\$313,221	0.15	1370	1WEN103R01	WE301	1.5 ST FIN	99.44%
54568	8/31/2023	\$455,000	107000	329959	\$436,959	0.15	1505	1WEN103R01	WE308	2 STY	96.03%
54583	6/7/2022	\$430,000	107000	178486	\$285,486	0.15	1505	1WEN103R01	WE308	1 STY	66.39%
54586	11/3/2023	\$675,000	107000	420108	\$527,108	0.28	1505	1WEN103R01	WE308	1.5 ST FIN	78.09%
54590	8/10/2022	\$448,455	107000	337407	\$444,407	0.15	1505	1WEN103R01	WE308	1.5 ST FIN	99.10%
54661	6/29/2023	\$462,500	107000	215859	\$322,859	0.15	1595	1WEN102R01	WE215	1 STY	69.81%
54711	2/18/2024	\$469,000	107000	320769	\$427,769	0.15	1610	1WEN103R01	WE308	1 STY	91.21%
54757	6/6/2023	\$265,000	107000	104193	\$211,193	0.17	1630	1WEN103R01	WE307	1 STY	79.70%
54769	10/6/2023	\$200,000	107000	91970	\$198,970	0.18	1630	1WEN103R01	WE307	1 STY	99.49%
54927	12/22/2022	\$308,000	107000	142916	\$249,916	0.16	1820	1WEN103R01	WE305	MBL HOME	81.14%
54935	7/7/2022	\$325,000	107000	131619	\$238,619	0.16	1820	1WEN103R01	WE305	1 STY	73.42%
54969	5/26/2023	\$175,000	107000	123212	\$230,212	0.07	1820	1WEN103R01	WE305	1 STY	131.55%
54988	7/7/2022	\$485,000	214000	269641	\$483,641	0.16	1820	1WEN103R01	WE305	1.5 ST FIN	99.72%
55144	5/5/2023	\$385,000	107000	233158	\$340,158	0.16	1820	1WEN103R01	WE305	1.5 ST FIN	88.35%
55286	9/29/2023	\$475,000	107000	308133	\$415,133	0.18	1847	1WEN102R01	WE215	SPLT LEV	87.40%
55318	2/27/2023	\$439,500	107000	264537	\$371,537	0.15	1935	1WEN102R01	WE215	1 STY	84.54%
55325	10/7/2022	\$429,000	107000	206015	\$313,015	0.15	1935	1WEN102R01	WE215	1 STY	72.96%
55332	1/11/2023	\$435,000	107000	305022	\$412,022	0.16	1935	1WEN102R01	WE215	1 STY	94.72%
55418	5/12/2023	\$330,000	107000	127632	\$234,632	0.17	2345	1WEN103R01	WE301	1 STY	71.10%
55429	10/20/2023	\$260,000	107000	120253	\$227,253	0.15	2345	1WEN103R01	WE301	1 STY	87.41%
55457	8/29/2023	\$200,000	107000	130351	\$237,351	0.10	2400	1WEN103R01	WE307	1 STY	118.68%
55523	2/13/2024	\$330,000	107000	90910	\$197,910	0.14	2400	1WEN103R01	WE306	1 STY	59.97%
55528	3/1/2022	\$260,000	107000	84711	\$191,711	0.13	2400	1WEN103R01	WE306	1 STY	73.74%
55626	5/12/2022	\$280,000	107000	118271	\$225,271	0.15	2400	1WEN103R01	WE306	1 STY	80.45%
55626	4/25/2023	\$425,000	107000	118271	\$225,271	0.15	2400	1WEN103R01	WE306	1 STY	53.00%
55787	3/14/2022	\$230,000	107000	74179	\$181,179	0.19	345	1WEN103R01	WE304	1 STY	78.77%
55823	7/14/2022	\$330,000	107000	217696	\$324,696	0.26		1WEN103R01	WE304	1 STY	98.39%
55833	3/12/2024	\$332,775	107000	212047	\$319,047	0.13		1WEN103R01	WE304	1.5 ST FIN	95.87%
55880	7/12/2023	\$210,000	69426	94885	\$164,311	0.26		1MALR01R01	MA106	1 STY	78.24%
55934	6/2/2023	\$324,900	79800	226443	\$306,243	0.30	140	1MALR01R01	MA107	1 STY	94.26%
55938	3/29/2021	\$231,000	79800	114356	\$194,156	0.15	140	1MALR01R01	MA107	MBL HOME	84.05%

Cycle 1: Cashmere South Wenatchee/Malaga

STATS Ratio Sales Data for 2024-2025

pid	date	sprice	land	imp	mkt	acr	subd	hood	subs	class	RATIO
55942	10/21/2021	\$286,000	79800	148134	\$227,934	0.14	140	1MALR01R01	MA107	1.5 ST FIN	79.70%
55942	11/22/2023	\$329,900	79800	148134	\$227,934	0.14	140	1MALR01R01	MA107	1.5 ST FIN	69.09%
55964	1/13/2023	\$269,900	107000	123395	\$230,395	0.15	620	1WEN103R01	WE304	1 STY	85.36%
56054	5/5/2023	\$392,000	69426	208201	\$277,627	0.29	2040	1MALR01R01	MA106	1 STY	70.82%
56072	8/15/2022	\$325,000	69426	113383	\$182,809	0.20	2032	1MALR01R01	MA106	MBL HOME	56.25%
56107	5/24/2023	\$125,000	69426	90235	\$159,661	0.21	2225	1MALR01R01	MA106	1.5 ST FIN	127.73%
56189	3/17/2023	\$490,000	107000	319213	\$426,213	0.17	1026	1WEN101R01	WE110	1.5 ST FIN	86.98%
56196	12/6/2023	\$515,000	107000	357919	\$464,919	0.17	1026	1WEN101R01	WE110	1.5 ST FIN	90.28%
56221	9/8/2022	\$430,000	123050	258723	\$381,773	0.24	1325	1WEN101R01	WE202	1.5 ST FIN	88.78%
56223	11/19/2021	\$420,000	123050	151541	\$274,591	0.14	1325	1WEN101R01	WE119	1 STY	65.38%
56224	12/1/2023	\$1,250,000	152475	467367	\$748,242	1.75	1325	1WEN101R01	WE118	1 STY	59.86%
56226	5/27/2021	\$603,500	169488	333874	\$503,362	2.28	1325	1WEN101R01	WE107	1 STY	83.41%
56232	2/22/2024	\$655,000	128400	521598	\$649,998	0.80	1325	1WEN101R01	WE118	1.5 ST FIN	99.24%
56280	7/28/2021	\$245,000	79800	153095	\$232,895	0.11	2320	1MALR01R01	MA107	1 STY	95.06%
56298	4/29/2021	\$240,000	79800	158975	\$238,775	0.14	2320	1MALR01R01	MA107	1 STY	99.49%
56299	9/8/2021	\$245,000	79800	163114	\$242,914	0.14	2320	1MALR01R01	MA107	1 STY	99.15%
56304	9/19/2022	\$290,000	79800	200700	\$280,500	0.15	2320	1MALR01R01	MA107	1 STY	96.72%
56309	4/20/2021	\$261,000	79800	167528	\$247,328	0.15	2320	1MALR01R01	MA107	1 STY	94.76%
56372	1/19/2024	\$375,000	107000	161412	\$268,412	0.48		1WEN102R01	WE214	1 STY	71.58%
56424	7/18/2022	\$829,000	149589	626395	\$775,984	3.82		1SQKM01R01	SQ111	1 STY	93.60%
56468	7/11/2022	\$499,900	107000	339320	\$446,320	0.22		1WEN101R01	WE108	1.5 ST FIN	89.28%
56476	5/24/2022	\$425,000	128400	168483	\$296,883	0.85		1WEN101R01	WE112	1 STY	69.85%
56480	8/4/2022	\$263,000	128400	133982	\$262,382	0.57		1WEN101R01	WE112	1.5 ST FIN	99.77%
56499	9/18/2023	\$631,000	137067	393650	\$530,717	1.27		1WEN101R01	WE112	1 STY	84.11%
56518	6/25/2021	\$210,000	107000	92163	\$199,163	0.18		1WEN102R01	WE210	1 STY	94.84%
56532	10/8/2021	\$302,000	107000	193121	\$300,121	0.18		1WEN102R01	WE210	1 STY	99.38%
56552	8/4/2020	\$267,000	134178	60961	\$195,139	1.18		1WEN102R01	WE208	MBL HOME	73.09%
56556	11/30/2021	\$285,000	118128	145134	\$263,262	0.29		1WEN101R01	WE105	1.5 ST FIN	92.37%
56558	3/14/2022	\$655,000	117700	405504	\$523,204	0.41		1WEN101R01	WE105	1.5 ST FIN	79.88%
56596	4/22/2020	\$260,250	79800	170284	\$250,084	0.15	408	1MALR01R01	MA103	MBL HOME	96.09%
56600	12/12/2022	\$337,500	79800	171482	\$251,282	0.16	408	1MALR01R01	MA103	MBL HOME	74.45%
56601	5/17/2021	\$300,000	79800	160033	\$239,833	0.16	408	1MALR01R01	MA103	MBL HOME	79.94%
56615	7/16/2021	\$390,000	123050	216464	\$339,514	0.16	225	1WEN102R01	WE207	1 STY	87.05%
56619	2/26/2024	\$398,900	123050	276077	\$399,127	0.16	225	1WEN102R01	WE207	1 STY	100.06%
56628	8/31/2023	\$138,000	123050	0	\$123,050	0.16	225	1WEN102R01	WE207		89.17%
56647	12/2/2022	\$364,900	107000	239529	\$346,529	0.14	473	1WEN102R01	WE210	1 STY	94.97%
56677	5/16/2023	\$539,000	107000	431148	\$538,148	0.36	730	1WEN102R01	WE214	SPLT LEV	99.84%
56678	2/24/2022	\$360,000	107000	192680	\$299,680	0.15	947	1WEN103R01	WE302	1 STY	83.24%
56692	7/29/2022	\$350,000	107000	176543	\$283,543	0.23	947	1WEN103R01	WE302	1 STY	81.01%
56716	5/27/2021	\$392,000	107000	228897	\$335,897	0.18	1159	1WEN102R01	WE208	1 STY	85.69%
56724	1/10/2022	\$380,000	107000	264637	\$371,637	0.19	1159	1WEN102R01	WE208	1 STY	97.80%
56731	12/2/2021	\$524,900	107000	415114	\$522,114	0.20	1159	1WEN102R01	WE208	1.5 ST FIN	99.47%
56732	3/12/2024	\$390,000	107000	221844	\$328,844	0.19	1159	1WEN102R01	WE208	1 STY	84.32%
56738	5/19/2022	\$380,000	214000	267934	\$481,934	0.17	1130	1WEN103R01	WE302		126.82%
56742	4/28/2023	\$395,000	107000	286108	\$393,108	0.25	1130	1WEN103R01	WE302	1 STY	99.52%
56749	8/25/2022	\$357,900	107000	189968	\$296,968	0.20	1130	1WEN103R01	WE302	1 STY	82.98%
56774	8/23/2021	\$371,000	107000	195974	\$302,974	0.27	1145	1WEN102R01	WE205	1 STY	81.66%
56806	6/3/2022	\$267,241	79800	263948	\$343,748	0.14	1180	1MALR01R01	MA105	MBL HOME	128.63%
56807	8/19/2022	\$190,000	79800	105950	\$185,750	0.15	1180	1MALR01R01	MA105	1 STY	97.76%
56811	5/27/2020	\$268,000	79800	185810	\$265,610	0.30	1180	1MALR01R01	MA105	1.5 ST FIN	99.11%
56820	2/8/2021	\$270,000	79800	140385	\$220,185	0.07	1180	1MALR01R01	MA105	1 STY	81.55%

Cycle 1: Cashmere South Wenatchee/Malaga

STATS Ratio Sales Data for 2024-2025

pid	date	sprice	land	imp	mkt	acr	subd	hood	subs	class	RATIO
56850	12/3/2020	\$430,000	123050	278409	\$401,459	0.23	1183	1WEN101R01	WE113	1 STY	93.36%
56851	9/26/2023	\$480,000	123050	350499	\$473,549	0.23	1183	1WEN101R01	WE113	BI-LEVEL	98.66%
56852	6/13/2023	\$585,500	123050	379745	\$502,795	0.23	1183	1WEN101R01	WE113	1 STY	85.87%
56853	10/11/2023	\$445,000	123050	251004	\$374,054	0.23	1183	1WEN101R01	WE113	1 STY	84.06%
56855	4/27/2020	\$414,900	123050	258876	\$381,926	0.24	1183	1WEN101R01	WE113	1 STY	92.05%
56857	2/11/2022	\$510,000	123050	315692	\$438,742	0.22	1183	1WEN101R01	WE113	BI-LEVEL	86.03%
56860	2/21/2024	\$495,000	123050	368700	\$491,750	0.24	1183	1WEN101R01	WE113	SPLT LEV	99.34%
56863	2/9/2024	\$478,000	123050	294945	\$417,995	0.22	1183	1WEN101R01	WE113	BI-LEVEL	87.45%
56877	10/4/2022	\$270,000	123050	124611	\$247,661	0.18	1346	1WEN101R01	WE112	MBL HOME	91.73%
56887	10/27/2021	\$575,000	117700	439015	\$556,715	0.28	1313	1WEN101R01	WE105	1.5 ST FIN	96.82%
56891	5/1/2023	\$579,000	117700	459497	\$577,197	0.28	1313	1WEN101R01	WE105	1 STY	99.69%
56906	5/12/2023	\$480,000	107000	371911	\$478,911	0.30	1320	1WEN103R01	WE304	2 STY	99.77%
56919	9/29/2022	\$550,000	123050	266603	\$389,653	0.25	1330	1WEN101R01	WE112	1 STY	70.85%
56939	10/7/2022	\$450,000	123050	317831	\$440,881	0.16	1631	1WEN102R01	WE204	SPLT LEV	97.97%
56944	5/19/2023	\$500,000	123050	316407	\$439,457	0.26	1631	1WEN102R01	WE204	1.5 ST FIN	87.89%
56946	8/18/2023	\$480,000	123050	274622	\$397,672	0.17	1631	1WEN102R01	WE204	1 STY	82.85%
56947	7/1/2022	\$419,500	123050	207917	\$330,967	0.20	1631	1WEN102R01	WE204	1 STY	78.90%
56948	1/31/2022	\$440,000	123050	233919	\$356,969	0.23	1631	1WEN102R01	WE204	2 STY	81.13%
56953	3/13/2024	\$440,000	123050	210407	\$333,457	0.18	1631	1WEN102R01	WE204	1 STY	75.79%
56970	8/25/2022	\$440,000	123050	262924	\$385,974	0.16	1632	1WEN102R01	WE204	1 STY	87.72%
56981	4/30/2021	\$413,000	123050	253725	\$376,775	0.18	1632	1WEN102R01	WE204	1.5 ST FIN	91.23%
56989	9/5/2023	\$479,900	123050	297460	\$420,510	0.16	1632	1WEN101R01	WE112	1 STY	87.62%
57006	4/15/2022	\$625,047	123050	456127	\$579,177	0.17	1634	1WEN101R01	WE112	1 STY	92.66%
57018	6/24/2022	\$595,000	123050	404051	\$527,101	0.17	1634	1WEN101R01	WE112	1.5 ST FIN	88.59%
57031	7/12/2023	\$469,900	123050	302437	\$425,487	0.18	1634	1WEN101R01	WE112	1 STY	90.55%
57046	10/24/2022	\$430,000	107000	302741	\$409,741	0.14	1545	1WEN102R01	WE214	1 STY	95.29%
57088	10/10/2023	\$579,900	117700	445371	\$563,071	0.50	1683	1WEN101R01	WE105	1 STY	97.10%
57105	9/5/2023	\$356,923	107000	187398	\$294,398	0.17	1710	1WEN102R01	WE214	1 STY	82.48%
57119	1/19/2023	\$260,000	107000	118041	\$225,041	0.19	1710	1WEN102R01	WE214	1 STY	86.55%
57119	8/16/2023	\$393,000	107000	118041	\$225,041	0.19	1710	1WEN102R01	WE214	1 STY	57.26%
57126	6/22/2020	\$225,000	107000	109457	\$216,457	0.12	1848	1WEN102R01	WE208	MBL HOME	96.20%
57142	9/9/2021	\$300,000	107000	152432	\$259,432	0.13	1848	1WEN102R01	WE208	MBL HOME	86.48%
57154	8/15/2022	\$335,000	107000	144303	\$251,303	0.12	1848	1WEN102R01	WE208	MBL HOME	75.02%
57186	11/21/2023	\$398,500	123050	203871	\$326,921	0.16	2000	1WEN102R01	WE207	1 STY	82.04%
57189	7/8/2021	\$450,000	123050	275613	\$398,663	0.16	2000	1WEN102R01	WE207	1 STY	88.59%
57190	4/13/2021	\$315,000	123050	161625	\$284,675	0.16	2000	1WEN102R01	WE207	1 STY	90.37%
57193	4/26/2022	\$434,500	123050	233205	\$356,255	0.16	2000	1WEN102R01	WE207	1 STY	81.99%
57205	6/16/2023	\$405,200	123050	195462	\$318,512	0.16	2000	1WEN102R01	WE207	1 STY	78.61%
57211	10/5/2022	\$467,000	123050	273225	\$396,275	0.19	2000	1WEN102R01	WE207	BI-LEVEL	84.86%
57218	8/26/2021	\$330,000	123050	170468	\$293,518	0.19	2000	1WEN102R01	WE207	1 STY	88.94%
57240	5/9/2022	\$460,000	107000	225937	\$332,937	0.20	2210	1WEN103R01	WE302	1 STY	72.38%
57258	4/24/2023	\$396,500	123050	167943	\$290,993	0.23	2265	1WEN101R01	WE113	1 STY	73.39%
57261	9/7/2021	\$600,000	123050	440360	\$563,410	0.36	2265	1WEN101R01	WE113	SPLT LEV	93.90%
57271	12/12/2023	\$665,000	107000	443967	\$550,967	0.33	2266	1WEN102R01	WE214	2 STY	82.85%
57299	6/14/2023	\$465,000	123050	285163	\$408,213	0.16	2493	1WEN101R01	WE112	1 STY	87.79%
57306	6/20/2022	\$505,000	123050	323842	\$446,892	0.20	2493	1WEN101R01	WE112	1.5 ST FIN	88.49%
57313	4/21/2022	\$500,000	123050	322148	\$445,198	0.16	2494	1WEN101R01	WE112	2 STY	89.04%
57320	5/4/2022	\$640,000	123050	348277	\$471,327	0.28	2494	1WEN101R01	WE112	1.5 ST FIN	73.64%
57343	9/1/2022	\$600,000	123050	405481	\$528,531	0.16	2496	1WEN101R01	WE112	2 STY	88.09%
57370	8/10/2021	\$440,000	107000	330550	\$437,550	0.24	2516	1WEN101R01	WE108	1 STY	99.44%
57375	5/9/2023	\$505,000	107000	359513	\$466,513	0.22	2516	1WEN101R01	WE108	1 STY	92.38%

Cycle 1: Cashmere South Wenatchee/Malaga

STATS Ratio Sales Data for 2024-2025

pid	date	sprice	land	imp	mkt	acr	subd	hood	subs	class	RATIO
57403	3/4/2022	\$648,000	107000	452030	\$559,030	0.25	2517	1WEN101R01	WE108	1.5 ST FIN	86.27%
57443	2/26/2021	\$386,700	128400	255796	\$384,196	0.19	36	1WEN101R01	WE117	SPLT LEV	99.35%
57447	3/25/2022	\$450,000	128400	248396	\$376,796	0.16	36	1WEN101R01	WE117	1.5 ST FIN	83.73%
57478	11/10/2021	\$650,000	128400	503784	\$632,184	0.33	1270	1WEN101R01	WE117	2 STY	97.26%
57479	8/21/2020	\$150,000	128400	0	\$128,400	0.29	1270	1WEN101R01	WE117		85.60%
57479	6/16/2021	\$175,000	128400	0	\$128,400	0.29	1270	1WEN101R01	WE117		73.37%
57479	1/7/2022	\$175,000	128400	0	\$128,400	0.29	1270	1WEN101R01	WE117		73.37%
57492	10/10/2023	\$100,000	128400	547	\$128,947	0.29	1325	1WEN101R01	WE117		128.95%
57495	2/11/2021	\$530,000	128400	249892	\$378,292	0.60	1325	1WEN101R01	WE117	1.5 ST FIN	71.38%
57507	6/27/2022	\$375,000	107000	85399	\$192,399	0.25	1325	1WEN102R01	WE211	1 STY	51.31%
57516	10/19/2022	\$280,000	107000	90877	\$197,877	0.22	1325	1WEN102R01	WE211	1 STY	70.67%
57536	8/5/2022	\$465,000	128400	134976	\$263,376	0.32	1325	1WEN101R01	WE117	1 STY	56.64%
57545	9/20/2021	\$600,000	128400	314829	\$443,229	0.46	1325	1WEN101R01	WE116	2 STY	73.87%
57563	9/26/2022	\$750,000	128507	572537	\$701,044	0.70	1325	1WEN101R01	WE117	2 STY	93.47%
57580	5/5/2021	\$575,000	128400	433566	\$561,966	0.73	1325	1WEN101R01	WE116	1 STY	97.73%
57587	2/23/2024	\$500,000	128400	368548	\$496,948	0.21	1957	1WEN101R01	WE116	1 STY	99.39%
57598	11/29/2021	\$485,000	128400	242703	\$371,103	0.16	1958	1WEN101R01	WE117	1 STY	76.52%
57605	10/13/2021	\$493,000	128400	226191	\$354,591	0.21	1958	1WEN101R01	WE117	1 STY	71.93%
57606	5/30/2023	\$540,000	128400	188420	\$316,820	0.19	1958	1WEN101R01	WE117	1 STY	58.67%
57624	1/4/2023	\$400,000	128400	220709	\$349,109	0.30	2117	1WEN101R01	WE117	1 STY	87.28%
57643	12/21/2022	\$467,000	128400	322500	\$450,900	0.16	2008	1WEN101R01	WE116	BI-LEVEL	96.55%
57648	9/23/2022	\$375,000	128400	176119	\$304,519	0.19	2105	1WEN101R01	WE116	1 STY	81.21%
57675	5/28/2021	\$545,000	128400	343513	\$471,913	0.20	2490	1WEN101R01	WE116	2 STY	86.59%
57716	11/19/2020	\$175,000	41737	51851	\$93,588	1.44		1MALR01R01	MA101	MBL HOME	53.48%
57720	10/23/2020	\$366,500	106400	162062	\$268,462	0.28		1MALR01R01	MA102	2 STY	73.25%
57755	1/12/2021	\$699,900	183585	499855	\$683,440	2.64		1SQKM01R01	SQ110	1 STY	97.65%
57758	2/4/2021	\$395,000	107972	202194	\$310,166	0.41		1SQKM01R01	SQ110	1 STY	78.52%
57760	8/17/2021	\$750,000	203717	432404	\$636,121	10.00		1SQKM01R01	SQ110	2 STY	84.82%
57761	4/27/2022	\$774,000	153486	457176	\$610,662	1.12		1SQKM01R01	SQ110	1 STY	78.90%
57784	2/26/2021	\$341,000	97902	239868	\$337,770	0.22	784	1SQKM01R01	SQ106	DPX 1 STY	99.05%
57784	3/10/2023	\$405,000	97902	239868	\$337,770	0.22	784	1SQKM01R01	SQ106	DPX 1 STY	83.40%
57785	9/2/2021	\$337,750	97902	237555	\$335,457	0.22	784	1SQKM01R01	SQ106	DPX 1 STY	99.32%
57787	9/17/2020	\$335,000	97902	180096	\$277,998	0.26	784	1SQKM01R01	SQ106	DPX 2 STY	82.98%
57787	11/4/2021	\$405,000	97902	180096	\$277,998	0.26	784	1SQKM01R01	SQ106	DPX 2 STY	68.64%
57802	5/17/2022	\$725,000	117040	333894	\$450,934	0.53	1366	1MALR01R01	MA102	1.5 ST FIN	62.20%
57806	9/7/2022	\$485,000	107000	376301	\$483,301	0.17	1966	1WEN102R01	WE217	BI-LEVEL	99.65%
57814	7/8/2022	\$500,000	107000	358188	\$465,188	0.18	1966	1WEN102R01	WE217	BI-LEVEL	93.04%
57815	11/17/2022	\$475,000	107000	306878	\$413,878	0.18	1966	1WEN102R01	WE217	1 STY	87.13%
57818	3/16/2022	\$520,000	107000	284321	\$391,321	0.18	1966	1WEN102R01	WE217	1.5 ST FIN	75.25%
57820	3/4/2022	\$474,000	107000	362801	\$469,801	0.20	1966	1WEN102R01	WE217	BI-LEVEL	99.11%
57821	9/20/2023	\$695,000	107000	463541	\$570,541	0.29	1966	1WEN102R01	WE217	1 STY	82.09%
57822	11/21/2022	\$490,000	107000	381287	\$488,287	0.17	1966	1WEN102R01	WE217	BI-LEVEL	99.65%
57843	5/11/2022	\$596,000	107000	386100	\$493,100	0.18	1966	1WEN102R01	WE217	BI-LEVEL	82.73%
57846	8/19/2022	\$590,000	107000	394068	\$501,068	0.17	1966	1WEN102R01	WE217	BI-LEVEL	84.93%
57872	7/10/2023	\$430,000	46550	186712	\$233,262	0.20		1MALR01R01	MA108	1 STY	54.25%
57887	8/24/2021	\$220,000	124116	0	\$124,116	2.66		1MALR01R01	MA108		56.42%
57941	7/9/2021	\$680,000	96000	571940	\$667,940	1.01		1MALR02R01	MA213	BI-LEVEL	98.23%
57946	12/1/2020	\$770,000	102720	770900	\$873,620	1.42		1MALR02R01	MA213	2 STY	113.46%
58007	7/7/2023	\$679,900	155177	410531	\$565,708	5.03		1WHST01R01	Z1720	1 STY	83.20%
58080	5/10/2022	\$799,000	221544	362854	\$584,398	12.12		1SQKM01R01	SQ102	1 STY	73.14%
58090	7/23/2021	\$700,000	209144	428160	\$637,304	1.26		1SQKM01R01	SQ102	2 STY	91.04%

Cycle 1: Cashmere South Wenatchee/Malaga

STATS Ratio Sales Data for 2024-2025

pid	date	sprice	land	imp	mkt	acr	subd	hood	subs	class	RATIO
58117	6/29/2023	\$610,000	337513	462173	\$799,686	22.20		1SQKM01R01	SQ102	2 STY	131.10%
58136	8/4/2022	\$705,000	234355	448733	\$683,088	1.11	371	1SQKM01R01	SQ102	1.5 ST FIN	96.89%
58138	9/28/2022	\$925,000	129990	492644	\$622,634	6.79	371	1SQKM01R01	SQ102	2 STY	67.31%
58169	8/14/2023	\$580,000	155646	419926	\$575,572	1.87		1SQKM01R01	SQ110	1 STY	99.24%
58172	5/23/2023	\$350,000	99666	134196	\$233,862	0.55		1SQKM01R01	SQ110	MBL HOME	66.82%
58187	5/24/2022	\$210,000	120264	68861	\$189,125	13.40		1SQKM01R01	SQ110	MBL HOME	90.06%
58202	6/29/2022	\$180,000	106581	0	\$106,581	5.20		1SQKM01R01	SQ108		59.21%
58205	4/21/2022	\$120,000	98167	0	\$98,167	2.50		1SQKM01R01	SQ108		81.81%
58223	11/7/2023	\$675,000	118423	553965	\$672,388	5.20		1SQKM01R01	SQ108	1.5 ST FIN	99.61%
58230	12/30/2022	\$560,000	147250	331556	\$478,806	1.30		1SQKM01R01	SQ108	1 STY	85.50%
58236	3/28/2023	\$192,500	109230	55040	\$164,270	2.02		1SQKM01R01	SQ108	MBL HOME	85.34%
58278	3/16/2023	\$450,000	170088	278803	\$448,891	1.46	573	1WHST01R01	Z1030	1.5 ST FIN	99.75%
58325	7/5/2023	\$735,000	166098	289260	\$455,358	1.57	2390	1WHST01R01	Z1002	1.5 ST FIN	61.95%
58338	3/23/2022	\$460,000	157415	142192	\$299,607	2.70	2477	1SQKM01R01	SQ111	MBL HOME	65.13%
58375	7/11/2022	\$115,000	114000	0	\$114,000	0.87	2390	1WHST01R01	Z1002		99.13%
58375	6/26/2023	\$126,000	114000	0	\$114,000	0.87	2390	1WHST01R01	Z1002		90.48%
58377	9/27/2023	\$165,000	137028	0	\$137,028	1.01	2390	1WHST01R01	Z1030		83.05%
58378	12/8/2023	\$300,000	152304	82213	\$234,517	1.68	2390	1WHST01R01	Z1030	1 STY	78.17%
58395	8/3/2023	\$675,000	238716	144363	\$383,079	4.47	2390	1WHST01R01	Z1002	MBL HOME	56.75%
58426	6/9/2020	\$219,900	80000	72454	\$152,454	0.20		1MALR02R01	MA213	1 STY	69.33%
58427	8/12/2021	\$350,000	151200	92468	\$243,668	4.45		1MALR02R01	MA213	1 STY	69.62%
58470	12/20/2021	\$350,000	276800	0	\$276,800	8.30		1MALR02R01	MA2WF		79.09%
58515	11/15/2022	\$384,500	53200	263062	\$316,262	0.45	452	1MALR02R01	MA208	MBL HOME	82.25%
58517	3/22/2022	\$325,000	53200	261618	\$314,818	0.54	452	1MALR02R01	MA208	MBL HOME	96.87%
58518	10/3/2023	\$415,000	53200	250312	\$303,512	0.47	452	1MALR02R01	MA208	MBL HOME	73.14%
58525	1/13/2022	\$320,000	53200	231486	\$284,686	0.48	452	1MALR02R01	MA208	MBL HOME	88.96%
58555	3/31/2022	\$225,000	45600	140943	\$186,543	0.23	1225	1MALR02R01	MA201	1.5 ST FIN	82.91%
58582	6/8/2021	\$100,000	53200	65263	\$118,463	0.14	1780	1MALR02R01	MA205	MBL HOME	118.46%
58587	2/18/2021	\$180,000	53200	123488	\$176,688	0.14	1780	1MALR02R01	MA205	1 STY	98.16%
58589	6/26/2020	\$209,900	53200	69952	\$123,152	0.14	1780	1MALR02R01	MA205	MBL HOME	58.67%
58604	6/28/2023	\$220,000	53200	27221	\$80,421	0.14	1780	1MALR02R01	MA205	MBL HOME	36.56%
58661	9/20/2021	\$188,892	96768	0	\$96,768	4.00		1MALR02R01	MA209		51.23%
58663	11/2/2022	\$652,500	326678	265105	\$591,783	19.54		1MALR02R01	MA209	1.5 ST FIN	90.69%
58666	6/20/2022	\$827,500	88024	597306	\$685,330	1.47		1MALR02R01	MA209	1.5 ST FIN	82.82%
58680	10/11/2023	\$275,000	127878	73482	\$201,360	2.54		1MALR02R01	MA207	MBL HOME	73.22%
58691	1/17/2023	\$681,000	72720	547733	\$620,453	0.37	39	1MALR02R01	MA204	1 STY	91.11%
58760	11/15/2021	\$515,000	272717	230797	\$503,514	5.04		1MALR02R01	MA202	MBL HOME	97.77%
58764	11/11/2022	\$637,000	131610	388887	\$520,497	1.76		1MALR02R01	MA202	1 STY	81.71%
58778	6/3/2021	\$350,000	338880	0	\$338,880	2.20		1MALR02R01	3LKNW		96.82%
58786	3/11/2022	\$200,000	96000	0	\$96,000	1.00		1MALR02R01	MA210		48.00%
58787	3/11/2022	\$717,555	96000	561605	\$657,605	1.00		1MALR02R01	MA210	1 STY	91.65%
58793	1/25/2022	\$687,500	280858	332386	\$613,244	5.28		1MALR02R01	MA202	1 STY	89.20%
58801	1/12/2022	\$485,000	74400	315776	\$390,176	1.08	427	1MALR02R01	MA212	1 STY	80.45%
58802	12/28/2023	\$399,900	74400	323666	\$398,066	0.95	427	1MALR02R01	MA212	1 STY	99.54%
58807	5/11/2022	\$425,000	77078	253179	\$330,257	1.18	427	1MALR02R01	MA212	1 STY	77.71%
58811	7/17/2023	\$700,000	102400	456737	\$559,137	0.89	1956	1MALR02R01	MA210	1 STY	79.88%
58829	3/11/2022	\$555,000	116480	529457	\$645,937	0.60	2240	1MALR02R01	3LKWF	1 STY	116.39%
58837	4/20/2021	\$400,000	99840	150221	\$250,061	0.38	2240	1MALR02R01	3LKWF	1 STY	62.52%
58846	4/22/2021	\$100,000	99840	0	\$99,840	0.36	2240	1MALR02R01	3LKWF		99.84%
58860	4/28/2023	\$563,000	62080	408869	\$470,949	0.26	2240	1MALR02R01	3LKNW	BI-LEVEL	83.65%
58865	6/12/2023	\$630,000	62080	445064	\$507,144	0.23	2240	1MALR02R01	3LKNW	1.5 ST FIN	80.50%

Cycle 1: Cashmere South Wenatchee/Malaga

STATS Ratio Sales Data for 2024-2025

pid	date	sprice	land	imp	mkt	acr	subd	hood	subs	class	RATIO
58873	3/6/2023	\$660,000	62080	454218	\$516,298	0.28	2240	1MALR02R01	3LKNW	1.5 ST FIN	78.23%
58900	11/27/2023	\$482,000	77600	329869	\$407,469	0.34	2240	1MALR02R01	3LKNW	1.5 ST FIN	84.54%
58907	8/26/2021	\$72,000	38800	0	\$38,800	0.28	2240	1MALR02R01	3LKNW		53.89%
58912	6/12/2023	\$300,000	77600	275689	\$353,289	0.46	2240	1MALR02R01	3LKNW	1 STY	117.76%
58948	10/10/2022	\$750,000	99840	378173	\$478,013	0.37	2245	1MALR02R01	3LKWF	2 STY	63.74%
58956	10/23/2023	\$613,000	99840	366798	\$466,638	0.39	2245	1MALR02R01	3LKWF	1 STY	76.12%
58968	12/20/2023	\$505,000	54320	423399	\$477,719	0.29	2245	1MALR02R01	3LKNW	1 STY	94.60%
58981	6/13/2023	\$425,000	62080	303748	\$365,828	0.21	2245	1MALR02R01	3LKNW	BI-LEVEL	86.08%
58995	2/16/2024	\$399,200	62080	190209	\$252,289	0.21	2245	1MALR02R01	3LKNW	1 STY	63.20%
59022	9/30/2021	\$50,000	46560	0	\$46,560	0.15	2245	1MALR02R01	3LKNW		93.12%
59036	9/30/2022	\$417,900	77600	275767	\$353,367	0.32	2245	1MALR02R01	3LKNW	1 STY	84.56%
61947	6/26/2020	\$110,000	120369	0	\$120,369	31.36		1CSHN01R01	CN112		109.43%
62356	11/23/2021	\$377,500	64200	303193	\$367,393	0.04	PARKWA	1WEN102R01	Z1600	2 STY	97.32%
62357	6/17/2022	\$369,500	64200	303193	\$367,393	0.05	PARKWA	1WEN102R01	Z1600	2 STY	99.43%
62361	8/30/2021	\$380,000	64200	314618	\$378,818	0.06	PARKWA	1WEN102R01	Z1600	2 STY	99.69%
62369	7/25/2023	\$385,000	64200	306455	\$370,655	0.05	PARKWA	1WEN102R01	Z1600	2 STY	96.27%
62425	7/1/2021	\$125,000	124950	0	\$124,950	0.31		1CSHS04R01	CS406	1 STY	99.96%
62714	6/6/2023	\$415,000	69120	283349	\$352,469	0.30	REDCLI	1MALR02R01	MA209	1 STY	84.93%
62715	4/27/2022	\$475,000	69120	348481	\$417,601	0.30	REDCLI	1MALR02R01	MA209	1.5 ST FIN	87.92%
62716	3/7/2023	\$420,000	69120	316422	\$385,542	0.30	REDCLI	1MALR02R01	MA209	1 STY	91.80%
62719	12/7/2022	\$386,000	69120	298928	\$368,048	0.30	REDCLI	1MALR02R01	MA209	1 STY	95.35%
62751	6/2/2022	\$545,000	69120	424327	\$493,447	0.29	REDCLI	1MALR02R01	MA209	1 STY	90.54%
62843	1/11/2024	\$1,142,500	121600	677528	\$799,128	2.50	THREEL	1MALR02R01	MA210	1 STY	69.95%
62999	2/24/2022	\$500,000	107000	282445	\$389,445	0.22	SADDLE	1WEN102R01	Z1002	1 STY	77.89%
63010	5/3/2022	\$552,500	107000	282083	\$389,083	0.21	SADDLE	1WEN102R01	Z1002	SPLT LEV	70.42%
63033	10/10/2022	\$540,000	107000	430675	\$537,675	0.18	SADDLE	1WEN102R01	Z1002	1 STY	99.57%
63034	11/15/2023	\$604,000	107000	359159	\$466,159	0.18	SADDLE	1WEN102R01	Z1002	SPLT LEV	77.18%
63323	1/20/2023	\$380,000	69120	308908	\$378,028	0.29	AMBROS	1MALR02R01	MA209	1 STY	99.48%
63528	5/27/2022	\$425,000	107000	237904	\$344,904	0.22	SADDLE2	1WEN102R01	Z1002	1 STY	81.15%
63536	6/17/2022	\$480,000	107000	272894	\$379,894	0.19	SADDLE2	1WEN102R01	Z1002	1 STY	79.14%
63537	3/23/2022	\$470,800	107000	318117	\$425,117	0.21	SADDLE2	1WEN102R01	Z1002	SPLT LEV	90.30%
63552	6/2/2023	\$499,000	107000	305783	\$412,783	0.20	SADDLE2	1WEN102R01	Z1002	BI-LEVEL	82.72%
64394	5/17/2023	\$500,000	63982	174941	\$238,923	3.13		1CSHN01R01	CN104	MBL HOME	47.78%
64812	3/22/2023	\$262,500	69550	191853	\$261,403	0.02	COTTAGE	1WEN102R01	Z1002	1 STY	99.58%
64814	10/7/2022	\$360,000	69550	219760	\$289,310	0.05	COTTAGE	1WEN102R01	Z1002	2 STY	80.36%
64815	1/2/2024	\$359,000	69550	222695	\$292,245	0.06	COTTAGE	1WEN102R01	Z1002	2 STY	81.41%
64816	7/5/2022	\$319,900	69550	193915	\$263,465	0.03	COTTAGE	1WEN102R01	Z1002	1 STY	82.36%
64820	8/25/2022	\$350,000	69550	200107	\$269,657	0.05	COTTAGE	1WEN102R01	Z1002	1 STY	77.04%
64823	3/23/2023	\$384,500	69550	263615	\$333,165	0.05	COTTAGE	1WEN102R01	Z1002	2 STY	86.65%
64839	7/8/2022	\$331,000	69550	214216	\$283,766	0.09	COTTAGE	1WEN102R01	Z1002	2 STY	85.73%
64843	10/5/2022	\$399,000	69550	258839	\$328,389	0.05	COTTAGE	1WEN102R01	Z1002	2 STY	82.30%
64845	10/3/2022	\$362,500	69550	224140	\$293,690	0.04	COTTAGE	1WEN102R01	Z1002	2 STY	81.02%
64847	5/10/2022	\$428,000	69550	271902	\$341,452	0.04	COTTAGE	1WEN102R01	Z1002	2 STY	79.78%
64848	8/27/2022	\$335,000	69550	196381	\$265,931	0.05	COTTAGE	1WEN102R01	Z1002	1 STY	79.38%
64851	2/1/2023	\$310,000	69550	189674	\$259,224	0.04	COTTAGE	1WEN102R01	Z1002	1 STY	83.62%
64851	7/24/2023	\$339,000	69550	189674	\$259,224	0.04	COTTAGE	1WEN102R01	Z1002	1 STY	76.47%
64853	4/7/2022	\$345,000	69550	170968	\$240,518	0.04	COTTAGE	1WEN102R01	Z1002	1 STY	69.72%
64893	5/4/2023	\$917,300	105070	808375	\$913,445	0.87		1CSHS04R01	CS404	1 STY	99.58%
65029	2/3/2021	\$136,000	108640	0	\$108,640	1.01		1MALR02R01	3LKNW	1 STY	79.88%
65118	7/9/2021	\$529,000	118720	220916	\$339,636	1.00	1701	1MALR02R01	MA202	MBL HOME	64.20%
65120	12/9/2021	\$205,000	138054	0	\$138,054	2.14	1701	1MALR02R01	MA202		67.34%

Cycle 1: Cashmere South Wenatchee/Malaga

STATS Ratio Sales Data for 2024-2025

pid	date	sprice	land	imp	mkt	acr	subd	hood	subs	class	RATIO
65121	10/29/2021	\$750,000	295070	450922	\$745,992	3.10		1CSHS01R01	CS102	1 STY	99.47%
65130	5/16/2023	\$374,900	208996	0	\$208,996	10.45		1CSHN01R01	CN103		55.75%
65199	5/25/2021	\$165,000	147043	0	\$147,043	2.67		1MALR02R01	MA202	1 STY	89.12%
65202	6/13/2022	\$775,000	140739	355884	\$496,623	3.21	97	1MALR02R01	MA203	1 STY	64.08%
65275	8/11/2022	\$735,000	169332	477079	\$646,411	2.52		1SQKM01R01	SQ111	1 STY	87.95%
65357	4/8/2022	\$705,000	128000	524143	\$652,143	0.37	RIVTERRPH1	1MALR02R01	MA210	1 STY	92.50%
65479	6/2/2021	\$550,000	117700	416848	\$534,548	0.18	CAMPGLEN	1WEN101R01	Z1001	1 STY	97.19%
65485	6/10/2021	\$635,000	117700	487703	\$605,403	0.22	CAMPGLEN	1WEN101R01	Z1001	1.5 ST FIN	95.34%
65492	3/21/2023	\$635,000	117700	513590	\$631,290	0.24	CAMPGLEN	1WEN101R01	Z1001	1 STY	99.42%
65564	4/20/2022	\$531,000	128400	358962	\$487,362	0.16	CHERRYMED1	1WEN101R01	Z1001	1 STY	91.78%
65567	4/6/2023	\$585,000	128400	453739	\$582,139	0.16	CHERRYMED1	1WEN101R01	Z1001	1.5 ST FIN	99.51%
65586	4/26/2023	\$615,000	128400	424801	\$553,201	0.17	CHERRYMED1	1WEN101R01	Z1001	1.5 ST FIN	89.95%
65590	4/21/2022	\$550,000	128400	321402	\$449,802	0.16	CHERRYMED1	1WEN101R01	Z1001	1 STY	81.78%
65868	9/7/2023	\$637,000	117700	502000	\$619,700	0.18	CAMPGLN2	1WEN101R01	CGLN2	1 STY	97.28%
65880	1/18/2023	\$639,000	117700	516287	\$633,987	0.16	CAMPGLN2	1WEN101R01	CGLN2	1 STY	99.22%
65887	11/15/2023	\$715,000	117700	549476	\$667,176	0.19	CAMPGLN2	1WEN101R01	CGLN2	1 STY	93.31%
65890	12/14/2022	\$674,900	117700	521709	\$639,409	0.17	CAMPGLN2	1WEN101R01	CGLN2	1 STY	94.74%
65898	6/7/2022	\$730,000	117700	513645	\$631,345	0.18	CAMPGLN2	1WEN101R01	CGLN2	1 STY	86.49%
66077	4/7/2022	\$1,200,000	139104	701418	\$840,522	0.38	206PH2	1CSHC01R01	CC105	1 STY	70.04%
66513	8/8/2022	\$520,000	130464	356624	\$487,088	0.52	230	1CSHC01R01	CC111	1.5 ST FIN	93.67%
66643	7/13/2023	\$695,000	117700	509610	\$627,310	0.18	CAMPGLN2	1WEN101R01	CGLN2	1 STY	90.26%
67161	4/20/2021	\$180,000	148563	0	\$148,563	39.44		1CSHN01R01	CN109		82.54%
67318	12/31/2020	\$392,000	113184	271948	\$385,132	0.13	RVSDMDW	1CSHC01R01	RVMDW	2 STY	98.25%
67319	12/31/2020	\$377,950	113184	271948	\$385,132	0.11	RVSDMDW	1CSHC01R01	RVMDW	2 STY	101.90%
67320	9/30/2020	\$387,000	113184	271948	\$385,132	0.09	RVSDMDW	1CSHC01R01	RVMDW	2 STY	99.52%
67322	10/2/2020	\$400,000	113184	273428	\$386,612	0.15	RVSDMDW	1CSHC01R01	RVMDW	2 STY	96.65%
67323	7/23/2020	\$415,000	113184	304171	\$417,355	0.17	RVSDMDW	1CSHC01R01	RVMDW	2 STY	100.57%
67325	9/9/2021	\$465,000	113184	241921	\$355,105	0.12	RVSDMDW	1CSHC01R01	RVMDW	2 STY	76.37%
67326	7/5/2022	\$615,000	113184	252379	\$365,563	0.16	RVSDMDW	1CSHC01R01	RVMDW	2 STY	59.44%
67338	10/13/2022	\$625,500	149040	470850	\$619,890	0.39	685	1CSHC01R01	CC105	2 STY	99.10%
67338	10/13/2023	\$645,000	149040	470850	\$619,890	0.39	685	1CSHC01R01	CC105	2 STY	96.11%
67339	8/25/2023	\$112,500	99360	0	\$99,360	0.69	685	1CSHC01R01	CC105		88.32%
67412	5/13/2021	\$267,000	215473	0	\$215,473	9.76		1SQKM01R01	SQ102	1.5 ST FIN	80.70%
67559	10/27/2023	\$205,000	205084	0	\$205,084	4.53		1SQKM01R01	SQ111		100.04%
67578	3/30/2021	\$240,000	238500	0	\$238,500	0.49	920	1CSHN02R01	CN206		99.38%
67715	10/11/2021	\$300,000	162026	0	\$162,026	6.41		1CSHN02R01	CN204		54.01%
67741	4/22/2022	\$350,000	347076	0	\$347,076	2.16	RAVENWING	1MALR03R01	MA301		99.16%
67742	12/9/2022	\$365,000	347820	0	\$347,820	2.20	RAVENWING	1MALR03R01	MA301		95.29%
67744	9/14/2023	\$355,000	339264	0	\$339,264	1.74	RAVENWING	1MALR03R01	MA301		95.57%
67751	2/8/2022	\$130,000	129574	0	\$129,574	1.64		1MALR02R01	MA202		99.67%
67751	1/23/2023	\$173,000	129574	0	\$129,574	1.64		1MALR02R01	MA202		74.90%
67875	8/25/2022	\$200,000	184050	0	\$184,050	1.18	P2019-003	1SQKM01R01	SQ110		92.03%
68027	6/28/2022	\$620,000	95813	231344	\$327,157	10.04		1SQKM01R01	SQ105	1.5 ST FIN	52.77%
68045	1/26/2023	\$535,000	106560	412978	\$519,538	0.31	P2017-243	1MALR02R01	VREAL	1 STY	97.11%
68051	12/2/2021	\$400,000	106560	243308	\$349,868	0.29	P2017-243	1MALR02R01	VREAL	1 STY	87.47%
68071	6/8/2023	\$200,000	200619	0	\$200,619	4.26		1CSHS04R01	CS403		100.31%
68150	3/13/2023	\$87,000	110855	0	\$110,855	86.71		1JMPC01R01	Z1090		127.42%
68182	2/15/2024	\$267,000	229589	0	\$229,589	5.88		1CSHN01R01	CN103		85.99%
68183	5/20/2022	\$250,000	234055	0	\$234,055	6.15		1CSHN01R01	CN103		93.62%
68184	6/28/2022	\$240,000	236205	0	\$236,205	6.28		1CSHN01R01	CN103		98.42%
68328	1/5/2022	\$479,000	106560	300410	\$406,970	0.29	P17-243-P2	1MALR02R01	VREAL	1.5 ST FIN	84.96%

Cycle 1: Cashmere South Wenatchee/Malaga

STATS Ratio Sales Data for 2024-2025

pid	date	sprice	land	imp	mkt	acr	subd	hood	subs	class	RATIO
68333	3/10/2023	\$639,000	106560	465363	\$571,923	0.37	P17-243-P2	1MALR02R01	VREAL	2 STY	89.50%
68422	1/26/2021	\$95,000	95194	0	\$95,194	2.04		1WHST02R01	Z1810		100.20%
68469	2/9/2023	\$465,000	69426	392511	\$461,937	0.14	2040	1MALR01R01	MA106	1 STY	99.34%
68470	3/23/2022	\$468,000	69426	381041	\$450,467	0.14	2040	1MALR01R01	MA106	1 STY	96.25%
68471	4/5/2022	\$472,000	69426	381041	\$450,467	0.11	2040	1MALR01R01	MA106	1 STY	95.44%
68480	12/1/2020	\$100,000	83932	0	\$83,932	72.76		1JMPC01R01	Z1090		83.93%
68546	1/5/2021	\$105,000	86039	0	\$86,039	80.00		1JMPC01R01	Z1090		81.94%
68653	4/21/2022	\$225,000	214332	0	\$214,332	1.49		1CSHN02R01	CSHWF		95.26%
68653	1/10/2024	\$200,000	214332	0	\$214,332	1.49		1CSHN02R01	CSHWF		107.17%
68661	3/28/2022	\$380,000	93100	50638	\$143,738	0.40		1MALR01R01	MA108	MBL HOME	37.83%
68690	12/28/2022	\$85,000	79380	0	\$79,380	20.00		1SQKM01R01	SQ1BH		93.39%
68722	6/18/2021	\$140,000	138516	0	\$138,516	158.00		1JMPC01R01	Z1090		98.94%
68873	9/23/2022	\$649,000	170772	446291	\$617,063	0.49		1CSHS05R01	CS504	1 STY	95.08%
68874	4/13/2023	\$900,000	170772	725964	\$896,736	0.49		1CSHS05R01	CS504	1.5 ST FIN	99.64%
68875	12/9/2022	\$175,000	170772	0	\$170,772	0.49		1CSHS05R01	CS504		97.58%
68885	10/3/2022	\$66,000	105270	0	\$105,270	9.56		1WHST02R01	CATRK		159.50%
69124	10/3/2023	\$215,000	133920	0	\$133,920	5.00		1MALR02R01	MA212		62.29%
69137	12/20/2023	\$138,000	137360	0	\$137,360	0.41	P2008-002	1MALR02R01	MA204		99.54%
69138	6/30/2023	\$150,000	137360	0	\$137,360	0.56	P2008-002	1MALR02R01	MA204		91.57%
69140	6/6/2023	\$717,000	137360	572871	\$710,231	0.41	P2008-002	1MALR02R01	MA204	1 STY	99.06%
69141	11/1/2022	\$608,000	137360	457567	\$594,927	0.41	P2008-002	1MALR02R01	MA204	1 STY	97.85%
69143	2/16/2024	\$155,000	137360	0	\$137,360	0.54	P2008-002	1MALR02R01	MA204		88.62%
69186	7/17/2023	\$585,000	244872	212531	\$457,403	4.74	2390	1WHST01R01	Z1030		78.19%
69256	7/12/2022	\$289,900	178933	0	\$178,933	20.05		1CSHN01R01	CN107		61.72%
69257	11/21/2022	\$180,000	178933	0	\$178,933	20.05		1CSHN01R01	CN107		99.41%
69721	6/7/2023	\$179,900	149040	0	\$149,040	0.31	2021-1CA	1CSHC01R01	CC105		82.85%
69723	1/24/2024	\$170,000	149040	0	\$149,040	0.19	2021-1CA	1CSHC01R01	CC105		87.67%
69728	1/19/2023	\$156,400	149040	0	\$149,040	0.25	2021-1CA	1CSHC01R01	CC105		95.29%
69729	3/20/2023	\$154,900	149040	0	\$149,040	0.18	2021-1CA	1CSHC01R01	CC105		96.22%
69730	3/20/2023	\$154,900	149040	0	\$149,040	0.18	2021-1CA	1CSHC01R01	CC105		96.22%
69732	9/29/2023	\$604,500	149040	306909	\$455,949	0.16	2021-1CA	1CSHC01R01	CC105	2 STY	75.43%
69733	4/13/2023	\$150,000	149040	0	\$149,040	0.18	2021-1CA	1CSHC01R01	CC105		99.36%
69733	6/30/2023	\$150,000	149040	0	\$149,040	0.18	2021-1CA	1CSHC01R01	CC105		99.36%
69734	12/29/2023	\$149,900	149040	0	\$149,040	0.20	2021-1CA	1CSHC01R01	CC105		99.43%
69735	1/19/2023	\$164,900	149040	0	\$149,040	0.21	2021-1CA	1CSHC01R01	CC105		90.38%
69767	6/26/2023	\$420,000	101760	309264	\$411,024	0.52	P2021-224	1MALR02R01	MA207	1 STY	97.86%
69808	6/20/2023	\$250,000	204551	0	\$204,551	5.00	2477	1SQKM01R01	SQ111		81.82%
69809	6/29/2023	\$220,000	204551	0	\$204,551	5.00	2477	1SQKM01R01	SQ111		92.98%
69810	6/20/2023	\$250,000	204551	0	\$204,551	5.00	2477	1SQKM01R01	SQ111		81.82%
69868	5/25/2023	\$280,000	249166	0	\$249,166	0.59	P2021-368	1SQKM01R01	SQ110		88.99%
69870	6/1/2023	\$125,000	124583	0	\$124,583	0.55	P2021-368	1SQKM01R01	SQ110		99.67%
69871	8/17/2023	\$125,000	124583	0	\$124,583	0.51	P2021-368	1SQKM01R01	SQ110		99.67%
69872	7/26/2023	\$130,000	124583	0	\$124,583	0.56	P2021-368	1SQKM01R01	SQ110		95.83%
69953	10/10/2023	\$299,000	184955	0	\$184,955	13.91		1CSHS03R01	CS302		61.86%
70092	10/31/2023	\$125,000	110600	0	\$110,600	0.80	P2022-507	1CSHS04R01	CS404		88.48%
70096	10/13/2023	\$574,000	110600	291595	\$402,195	0.53	P2022-507	1CSHS04R01	CS404	1 STY	70.07%
											85.27%

Cycle 1: Cashmere South Wenatchee/Malaga
DOR Ratio Sales Data for 2024-2025

pid	date	sprice	land	imp	mkt	acr	subd	hood	subs	class	RATIO
21336	5/1/2023	\$620,000	115920	370072	\$485,992	0.25	1097	1CSHC01R01	CC104	1.5 ST FIN	78.39%
56891	5/1/2023	\$579,000	117700	459497	\$577,197	0.28	1313	1WEN101R01	WE105	1 STY	99.69%
53458	5/3/2023	\$150,000	107000	42445	\$149,445	0.17		1WEN103R01	WE306	1 STY	99.63%
13939	5/4/2023	\$187,000	169050	0	\$169,050	0.52	589	1SQKM01R01	SQ103		90.40%
64893	5/4/2023	\$917,300	105070	808375	\$913,445	0.87		1CSHS04R01	CS404	1 STY	99.58%
55144	5/5/2023	\$385,000	107000	233158	\$340,158	0.16	1820	1WEN103R01	WE305	1.5 ST FIN	88.35%
56054	5/5/2023	\$392,000	69426	208201	\$277,627	0.29	2040	1MALR01R01	MA106	1 STY	70.82%
57375	5/9/2023	\$505,000	107000	359513	\$466,513	0.22	2516	1WEN101R01	WE108	1 STY	92.38%
55418	5/12/2023	\$330,000	107000	127632	\$234,632	0.17	2345	1WEN103R01	WE301	1 STY	71.10%
56906	5/12/2023	\$480,000	107000	371911	\$478,911	0.30	1320	1WEN103R01	WE304	2 STY	99.77%
56677	5/16/2023	\$539,000	107000	431148	\$538,148	0.36	730	1WEN102R01	WE214	SPLT LEV	99.84%
65130	5/16/2023	\$374,900	208996	0	\$208,996	10.45		1CSHN01R01	CN103		55.75%
64394	5/17/2023	\$500,000	63982	174941	\$238,923	3.13		1CSHN01R01	CN104	MBL HOME	47.78%
56944	5/19/2023	\$500,000	123050	316407	\$439,457	0.26	1631	1WEN102R01	WE204	1.5 ST FIN	87.89%
15802	5/22/2023	\$539,000	123050	367866	\$490,916	0.24	311	1WEN101R01	WE119	1 STY	91.08%
58172	5/23/2023	\$350,000	99666	134196	\$233,862	0.55		1SQKM01R01	SQ110	MBL HOME	66.82%
19451	5/24/2023	\$1,075,000	169050	620425	\$789,475	0.44	594	1SQKM01R01	SQ103	1 STY	73.44%
56107	5/24/2023	\$125,000	69426	90235	\$159,661	0.21	2225	1MALR01R01	MA106	1.5 ST FIN	127.73%
52628	5/26/2023	\$389,000	107000	280138	\$387,138	0.12	760	1WEN102R01	WE206	1 STY	99.52%
53612	5/26/2023	\$340,000	107000	182543	\$289,543	0.12	90	1WEN102R01	WE216	1 STY	85.16%
54969	5/26/2023	\$175,000	107000	123212	\$230,212	0.07	1820	1WEN103R01	WE305	1 STY	131.55%
57606	5/30/2023	\$540,000	128400	188420	\$316,820	0.19	1958	1WEN101R01	WE117	1 STY	58.67%
31852	6/1/2023	\$990,000	131798	846240	\$978,038	10.84		1CSHN01R01	CN103	1.5 ST FIN	98.79%
69870	6/1/2023	\$125,000	124583	0	\$124,583	0.55	P2021-368	1SQKM01R01	SQ110		99.67%
55934	6/2/2023	\$324,900	79800	226443	\$306,243	0.30	140	1MALR01R01	MA107	1 STY	94.26%
63552	6/2/2023	\$499,000	107000	305783	\$412,783	0.20	SADDLE2	1WEN102R01	Z1002	BI-LEVEL	82.72%
19581	6/5/2023	\$429,000	107000	288476	\$395,476	0.17	365	1WEN102R01	WE201	1.5 ST FIN	92.19%
22154	6/6/2023	\$463,500	120960	68479	\$189,439	0.49		1CSHS04R01	CS411	1 STY	40.87%
54757	6/6/2023	\$265,000	107000	104193	\$211,193	0.17	1630	1WEN103R01	WE307	1 STY	79.70%
62714	6/6/2023	\$415,000	69120	283349	\$352,469	0.30	REDCLI	1MALR02R01	MA209	1 STY	84.93%
69140	6/6/2023	\$717,000	137360	572871	\$710,231	0.41	P2008-002	1MALR02R01	MA204	1 STY	99.06%
53434	6/7/2023	\$430,000	107000	278934	\$385,934	0.16		1WEN102R01	WE215	1 STY	89.75%
69721	6/7/2023	\$179,900	149040	0	\$149,040	0.31	2021-1CA	1CSHC01R01	CC105		82.85%
68071	6/8/2023	\$200,000	200619	0	\$200,619	4.26		1CSHS04R01	CS403		100.31%
19186	6/9/2023	\$515,000	108443	403816	\$512,259	2.74		1SQKM01R01	SQ109	SPLT LEV	99.47%
22005	6/9/2023	\$485,000	133280	349333	\$482,613	0.46		1CSHS04R01	CS406	1.5 ST FIN	99.51%
22117	6/12/2023	\$370,000	97848	256549	\$354,397	0.19		1CSHC01R01	CC111	1 STY	95.78%
58865	6/12/2023	\$630,000	62080	445064	\$507,144	0.23	2240	1MALR02R01	3LKNW	1.5 ST FIN	80.50%
58912	6/12/2023	\$300,000	77600	275689	\$353,289	0.46	2240	1MALR02R01	3LKNW	1 STY	117.76%
56852	6/13/2023	\$585,500	123050	379745	\$502,795	0.23	1183	1WEN101R01	WE113	1 STY	85.87%
58981	6/13/2023	\$425,000	62080	303748	\$365,828	0.21	2245	1MALR02R01	3LKNW	BI-LEVEL	86.08%
21337	6/14/2023	\$555,000	115920	371637	\$487,557	0.23	1097	1CSHC01R01	CC104	1 STY	87.85%
21730	6/14/2023	\$389,900	99360	215500	\$314,860	0.11	2130	1CSHC01R01	CC102	1 STY	80.75%
22662	6/14/2023	\$667,500	163520	372462	\$535,982	0.50	1553	1CSHS04R01	CS403	2 STY	80.30%
57299	6/14/2023	\$465,000	123050	285163	\$408,213	0.16	2493	1WEN101R01	WE112	1 STY	87.79%
21026	6/15/2023	\$689,000	159880	178235	\$338,115	1.82		1CSHS04R01	CS401	1 STY	49.07%
15378	6/16/2023	\$95,000	90950	0	\$90,950	0.36	238	1WEN101R01	WE103		95.74%
32224	6/16/2023	\$325,000	87450	155950	\$243,400	0.63	1475	1CSHN02R01	CN208	1 STY	74.89%
57205	6/16/2023	\$405,200	123050	195462	\$318,512	0.16	2000	1WEN102R01	WE207	1 STY	78.61%
19001	6/20/2023	\$1,168,000	169050	689746	\$858,796	0.69	589	1SQKM01R01	SQ103	1 STY	73.53%

Cycle 1: Cashmere South Wenatchee/Malaga

DOR Ratio Sales Data for 2024-2025

pid	date	sprice	land	imp	mkt	acr	subd	hood	subs	class	RATIO
21188	6/20/2023	\$400,000	114048	261292	\$375,340	0.14	260	1CSHC01R01	CC103	1.5 ST FIN	93.84%
53792	6/20/2023	\$340,000	107000	139399	\$246,399	0.11	440	1WEN102R01	WE216	1 STY	72.47%
54272	6/21/2023	\$450,000	107000	318452	\$425,452	0.16	795	1WEN102R01	WE215	1 STY	94.54%
15685	6/26/2023	\$405,000	107000	227507	\$334,507	0.18	307	1WEN102R01	WE201	1 STY	82.59%
58375	6/26/2023	\$126,000	114000	0	\$114,000	0.87	2390	1WHST01R01	Z1002		90.48%
69767	6/26/2023	\$420,000	101760	309264	\$411,024	0.52	P2021-224	1MALR02R01	MA207	1 STY	97.86%
22272	6/27/2023	\$630,000	130464	497837	\$628,301	0.60	1496	1CSHC01R01	CC111	1 STY	99.73%
58604	6/28/2023	\$220,000	53200	27221	\$80,421	0.14	1780	1MALR02R01	MA205	MBL HOME	36.56%
19744	6/29/2023	\$795,500	102400	687397	\$789,797	0.35	2259	1MALR02R01	MA210	1 STY	99.28%
54661	6/29/2023	\$462,500	107000	215859	\$322,859	0.15	1595	1WEN102R01	WE215	1 STY	69.81%
58117	6/29/2023	\$610,000	337513	462173	\$799,686	22.20		1SQKM01R01	SQ102	2 STY	131.10%
69809	6/29/2023	\$220,000	204551	0	\$204,551	5.00	2477	1SQKM01R01	SQ111		92.98%
14149	6/30/2023	\$112,500	100220	0	\$100,220	40.01		1SQKM02R01	SQ201		89.08%
15928	6/30/2023	\$400,000	107000	211875	\$318,875	0.45	2450	1WEN101R01	WE202	1 STY	79.72%
69138	6/30/2023	\$150,000	137360	0	\$137,360	0.56	P2008-002	1MALR02R01	MA204		91.57%
69733	6/30/2023	\$150,000	149040	0	\$149,040	0.18	2021-1CA	1CSHC01R01	CC105		99.36%
21581	7/3/2023	\$345,000	110160	72749	\$182,909	0.20	1765	1CSHC01R01	CC106	1 STY	53.02%
54279	7/5/2023	\$405,000	107000	243250	\$350,250	0.16	795	1WEN102R01	WE215	1 STY	86.48%
58325	7/5/2023	\$735,000	166098	289260	\$455,358	1.57	2390	1WHST01R01	Z1002	1.5 ST FIN	61.95%
21459	7/6/2023	\$520,000	142848	263887	\$406,735	0.21	1460	1CSHC01R01	CC113	1 STY	78.22%
23050	7/6/2023	\$950,000	214643	585795	\$800,438	1.46		1CSHS05R01	CS504	1.5 ST FIN	84.26%
31919	7/7/2023	\$590,000	132128	241519	\$373,647	2.14		1CSHN01R01	CN104	MBL HOME	63.33%
58007	7/7/2023	\$679,900	155177	410531	\$565,708	5.03		1WHST01R01	Z1720	1 STY	83.20%
57872	7/10/2023	\$430,000	46550	186712	\$233,262	0.20		1MALR01R01	MA108	1 STY	54.25%
54276	7/11/2023	\$359,900	107000	159282	\$266,282	0.16	795	1WEN102R01	WE215	1 STY	73.99%
21824	7/12/2023	\$544,900	119232	311300	\$430,532	0.37	2275	1CSHC01R01	CC105	1 STY	79.01%
55880	7/12/2023	\$210,000	69426	94885	\$164,311	0.26		1MALR01R01	MA106	1 STY	78.24%
57031	7/12/2023	\$469,900	123050	302437	\$425,487	0.18	1634	1WEN101R01	WE112	1 STY	90.55%
22408	7/13/2023	\$655,000	141610	368797	\$510,407	0.57		1CSHS04R01	CS406	1.5 ST FIN	77.92%
66643	7/13/2023	\$695,000	117700	509610	\$627,310	0.18	CAMPGLN2	1WEN101R01	CGLN2	1 STY	90.26%
23138	7/14/2023	\$565,000	173740	278216	\$451,956	0.56		1CSHS04R01	CS403	1 STY	79.99%
52834	7/14/2023	\$335,000	107000	182074	\$289,074	0.17	1325	1WEN102R01	WE206	1 STY	86.29%
58811	7/17/2023	\$700,000	102400	456737	\$559,137	0.89	1956	1MALR02R01	MA210	1 STY	79.88%
69186	7/17/2023	\$585,000	244872	212531	\$457,403	4.74	2390	1WHST01R01	Z1030		78.19%
19123	7/21/2023	\$780,000	102523	334421	\$436,944	20.02		1WHST02R01	CATRK	1.5 ST FIN	56.02%
64851	7/24/2023	\$339,000	69550	189674	\$259,224	0.04	COTTAGE	1WEN102R01	Z1002	1 STY	76.47%
62369	7/25/2023	\$385,000	64200	306455	\$370,655	0.05	PARKWA	1WEN102R01	Z1600	2 STY	96.27%
21105	7/26/2023	\$535,500	93312	497968	\$591,280	0.17	10	1CSHC01R01	CC108	1 STY	110.42%
69872	7/26/2023	\$130,000	124583	0	\$124,583	0.56	P2021-368	1SQKM01R01	SQ110		95.83%
16256	7/28/2023	\$128,900	128400	0	\$128,400	0.54	11	1WEN101R01	WE118		99.61%
58395	8/3/2023	\$675,000	238716	144363	\$383,079	4.47	2390	1WHST01R01	Z1002	MBL HOME	56.75%
20862	8/7/2023	\$415,000	50085	362911	\$412,996	0.50		1CSHN02R01	CN204	SPLT LEV	99.52%
13909	8/8/2023	\$750,000	186293	363078	\$549,371	1.34	598	1SQKM01R01	SQ103	1 STY	73.25%
16098	8/11/2023	\$785,000	123050	654003	\$777,053	0.28	38	1WEN101R01	WE101	1 STY	98.99%
15800	8/14/2023	\$617,000	123050	363199	\$486,249	0.36	311	1WEN101R01	WE119	1 STY	78.81%
58169	8/14/2023	\$580,000	155646	419926	\$575,572	1.87		1SQKM01R01	SQ110	1 STY	99.24%
21958	8/16/2023	\$610,000	110600	284572	\$395,172	0.98		1CSHS04R01	CS404	1 STY	64.78%
57119	8/16/2023	\$393,000	107000	118041	\$225,041	0.19	1710	1WEN102R01	WE214	1 STY	57.26%
53216	8/17/2023	\$504,000	107000	379529	\$486,529	0.19	2067	1WEN101R01	WE109	BI-LEVEL	96.53%
69871	8/17/2023	\$125,000	124583	0	\$124,583	0.51	P2021-368	1SQKM01R01	SQ110		99.67%

Cycle 1: Cashmere South Wenatchee/Malaga

DOR Ratio Sales Data for 2024-2025

pid	date	sprice	land	imp	mkt	acr	subd	hood	subs	class	RATIO
21018	8/18/2023	\$428,500	93312	264404	\$357,716	0.32		1CSHC01R01	CC108	1.5 ST FIN	83.48%
56946	8/18/2023	\$480,000	123050	274622	\$397,672	0.17	1631	1WEN102R01	WE204	1 STY	82.85%
21935	8/21/2023	\$475,000	110600	160281	\$270,881	0.99		1CSHS04R01	CS404	1 STY	57.03%
19445	8/22/2023	\$500,000	101430	280836	\$382,266	1.00		1SQKM01R01	SQ101	1 STY	76.45%
22360	8/22/2023	\$648,500	108290	339447	\$447,737	0.24	2525	1CSHS04R01	CS406	1 STY	69.04%
67339	8/25/2023	\$112,500	99360	0	\$99,360	0.69	685	1CSHC01R01	CC105		88.32%
21966	8/28/2023	\$325,000	82950	61165	\$144,115	0.37		1CSHS04R01	CS404	MBL HOME	44.34%
53502	8/28/2023	\$339,900	107000	96989	\$203,989	0.14	70	1WEN103R01	WE307	1 STY	60.01%
55457	8/29/2023	\$200,000	107000	130351	\$237,351	0.10	2400	1WEN103R01	WE307	1 STY	118.68%
54568	8/31/2023	\$455,000	107000	329959	\$436,959	0.15	1505	1WEN103R01	WE308	2 STY	96.03%
56628	8/31/2023	\$138,000	123050	0	\$123,050	0.16	225	1WEN102R01	WE207		89.17%
19276	9/5/2023	\$640,000	69593	561983	\$631,576	4.87		1WHST02R01	Z1090	2 STY	98.68%
53428	9/5/2023	\$520,000	107000	410284	\$517,284	0.28		1WEN102R01	WE215	1 STY	99.48%
56989	9/5/2023	\$479,900	123050	297460	\$420,510	0.16	1632	1WEN101R01	WE112	1 STY	87.62%
57105	9/5/2023	\$356,923	107000	187398	\$294,398	0.17	1710	1WEN102R01	WE214	1 STY	82.48%
19586	9/7/2023	\$539,900	107000	413306	\$520,306	0.22	365	1WEN102R01	WE201	2 STY	96.37%
65868	9/7/2023	\$637,000	117700	502000	\$619,700	0.18	CAMPGLN2	1WEN101R01	CGLN2	1 STY	97.28%
15375	9/8/2023	\$85,000	90950	0	\$90,950	0.35	238	1WEN101R01	WE103		107.00%
54428	9/13/2023	\$425,000	107000	258481	\$365,481	0.15	1335	1WEN103R01	WE301	1 STY	86.00%
67744	9/14/2023	\$355,000	339264	0	\$339,264	1.74	RAVENWING	1MALR03R01	MA301		95.57%
15541	9/18/2023	\$813,700	123050	491319	\$614,369	0.26	38	1WEN101R01	WE101	1.5 ST FIN	75.50%
19940	9/18/2023	\$60,000	59360	0	\$59,360	0.45		1MALR02R01	MA207	MBL HOME	98.93%
56499	9/18/2023	\$631,000	137067	393650	\$530,717	1.27		1WEN101R01	WE112	1 STY	84.11%
14114	9/19/2023	\$690,000	87465	599415	\$686,880	14.00		1CSHS03R01	CS301	1 STY	99.55%
16498	9/20/2023	\$599,000	128400	408791	\$537,191	0.25	2220	1WEN101R01	WE104	1 STY	89.68%
57821	9/20/2023	\$695,000	107000	463541	\$570,541	0.29	1966	1WEN102R01	WE217	1 STY	82.09%
15711	9/25/2023	\$400,000	107000	255669	\$362,669	0.19	308	1WEN102R01	WE201	1 STY	90.67%
21155	9/26/2023	\$450,000	99360	349858	\$449,218	0.21	105	1CSHC01R01	CC102	1 STY	99.83%
56851	9/26/2023	\$480,000	123050	350499	\$473,549	0.23	1183	1WEN101R01	WE113	BI-LEVEL	98.66%
58377	9/27/2023	\$165,000	137028	0	\$137,028	1.01	2390	1WHST01R01	Z1030		83.05%
19967	9/29/2023	\$449,900	60300	243282	\$303,582	0.50	750	1WHST02R01	Z1840	1 STY	67.48%
55286	9/29/2023	\$475,000	107000	308133	\$415,133	0.18	1847	1WEN102R01	WE215	SPLT LEV	87.40%
69732	9/29/2023	\$604,500	149040	306909	\$455,949	0.16	2021-1CA	1CSHC01R01	CC105	2 STY	75.43%
22625	10/3/2023	\$930,000	173740	454880	\$628,620	0.85		1CSHS04R01	CS403	1 STY	67.59%
58518	10/3/2023	\$415,000	53200	250312	\$303,512	0.47	452	1MALR02R01	MA208	MBL HOME	73.14%
69124	10/3/2023	\$215,000	133920	0	\$133,920	5.00		1MALR02R01	MA212		62.29%
54769	10/6/2023	\$200,000	107000	91970	\$198,970	0.18	1630	1WEN103R01	WE307	1 STY	99.49%
57088	10/10/2023	\$579,900	117700	445371	\$563,071	0.50	1683	1WEN101R01	WE105	1 STY	97.10%
57492	10/10/2023	\$100,000	128400	547	\$128,947	0.29	1325	1WEN101R01	WE117		128.95%
69953	10/10/2023	\$299,000	184955	0	\$184,955	13.91		1CSHS03R01	CS302		61.86%
21499	10/11/2023	\$470,000	108864	357331	\$466,195	0.28	1615	1CSHC01R01	CC108	1 STY	99.19%
56853	10/11/2023	\$445,000	123050	251004	\$374,054	0.23	1183	1WEN101R01	WE113	1 STY	84.06%
58680	10/11/2023	\$275,000	127878	73482	\$201,360	2.54		1MALR02R01	MA207	MBL HOME	73.22%
21590	10/12/2023	\$200,000	110160	74702	\$184,862	0.12	1765	1CSHC01R01	CC106	1 STY	92.43%
53101	10/12/2023	\$467,000	107000	226376	\$333,376	0.16	1960	1WEN101R01	WE109	1 STY	71.39%
67338	10/13/2023	\$645,000	149040	470850	\$619,890	0.39	685	1CSHC01R01	CC105	2 STY	96.11%
70096	10/13/2023	\$574,000	110600	291595	\$402,195	0.53	P2022-507	1CSHS04R01	CS404	1 STY	70.07%
14065	10/16/2023	\$985,000	84072	895973	\$980,045	2.04	445	1MALR03R01	MA301	2 STY	99.50%
54350	10/16/2023	\$165,000	107000	122374	\$229,374	0.21	1155	1WEN103R01	WE306	1 STY	139.01%
32056	10/17/2023	\$525,000	118020	197563	\$315,583	1.43	2435	1CSHS04R01	CS407	1.5 ST FIN	60.11%

Cycle 1: Cashmere South Wenatchee/Malaga

DOR Ratio Sales Data for 2024-2025

pid	date	sprice	land	imp	mkt	acr	subd	hood	subs	class	RATIO
14055	10/18/2023	\$165,000	64198	79350	\$143,548	4.01		1MALR03R01	MA301	1 STY	87.00%
55429	10/20/2023	\$260,000	107000	120253	\$227,253	0.15	2345	1WEN103R01	WE301	1 STY	87.41%
58956	10/23/2023	\$613,000	99840	366798	\$466,638	0.39	2245	1MALR02R01	3LKWF	1 STY	76.12%
19337	10/24/2023	\$555,000	169050	375944	\$544,994	0.65		1SQKM01R01	SQ103	1.5 ST FIN	98.20%
21144	10/24/2023	\$425,000	114048	310112	\$424,160	0.16	105	1CSHC01R01	CC103	2 STY	99.80%
19348	10/26/2023	\$695,000	169050	613008	\$782,058	0.73	597	1SQKM01R01	SQ103	1 STY	112.53%
53219	10/27/2023	\$490,000	107000	300803	\$407,803	0.18	2067	1WEN101R01	WE109	BI-LEVEL	83.23%
67559	10/27/2023	\$205,000	205084	0	\$205,084	4.53		1SQKM01R01	SQ111		100.04%
22040	10/31/2023	\$145,000	99960	27927	\$127,887	0.33		1CSHS04R01	CS406	MBL HOME	88.20%
70092	10/31/2023	\$125,000	110600	0	\$110,600	0.80	P2022-507	1CSHS04R01	CS404		88.48%
22367	11/1/2023	\$434,500	216580	273187	\$489,767	0.43	2525	1CSHS04R01	CS406	1 STY	112.72%
19835	11/2/2023	\$737,500	104359	620356	\$724,715	6.88		1WHST02R01	Z1810	1 STY	98.27%
22590	11/3/2023	\$134,500	133770	0	\$133,770	40.00		1CSHS03R01	CS302		99.46%
54586	11/3/2023	\$675,000	107000	420108	\$527,108	0.28	1505	1WEN103R01	WE308	1.5 ST FIN	78.09%
58223	11/7/2023	\$675,000	118423	553965	\$672,388	5.20		1SQKM01R01	SQ108	1.5 ST FIN	99.61%
21240	11/9/2023	\$638,500	124416	449112	\$573,528	0.32	450	1CSHC01R01	CC108	SPLT LEV	89.82%
16596	11/10/2023	\$687,950	90950	549803	\$640,753	0.27	236	1WEN101R01	WE103	1 STY	93.14%
53654	11/14/2023	\$494,350	107000	269213	\$376,213	0.15	115	1WEN102R01	WE216	1 STY	76.10%
63034	11/15/2023	\$604,000	107000	359159	\$466,159	0.18	SADDLE	1WEN102R01	Z1002	SPLT LEV	77.18%
65887	11/15/2023	\$715,000	117700	549476	\$667,176	0.19	CAMPGLN2	1WEN101R01	CGLN2	1 STY	93.31%
22912	11/20/2023	\$500,000	119250	31329	\$150,579	0.92	920	1CSHN02R01	CN206	MBL HOME	30.12%
57186	11/21/2023	\$398,500	123050	203871	\$326,921	0.16	2000	1WEN102R01	WE207	1 STY	82.04%
55942	11/22/2023	\$329,900	79800	148134	\$227,934	0.14	140	1MALR01R01	MA107	1.5 ST FIN	69.09%
14157	11/27/2023	\$50,000	69130	0	\$69,130	21.01		1SQKM02R01	SQ201		138.26%
32043	11/27/2023	\$525,000	152460	365117	\$517,577	1.89	2435	1CSHS04R01	CS407	1 STY	98.59%
58900	11/27/2023	\$482,000	77600	329869	\$407,469	0.34	2240	1MALR02R01	3LKNW	1.5 ST FIN	84.54%
19730	11/29/2023	\$63,000	62080	0	\$62,080	0.29	2250	1MALR02R01	3LKNW		98.54%
52800	11/30/2023	\$350,000	107000	163693	\$270,693	0.16	1325	1WEN102R01	WE206	1 STY	77.34%
53238	11/30/2023	\$462,000	107000	279488	\$386,488	0.21	2069	1WEN101R01	WE110	1.5 ST FIN	83.66%
20366	12/1/2023	\$250,000	193580	20917	\$214,497	2.50		1CSHS01R01	WILMS		85.80%
52845	12/6/2023	\$475,000	107000	217345	\$324,345	0.62	1325	1WEN102R01	WE206	1 STY	68.28%
56196	12/6/2023	\$515,000	107000	357919	\$464,919	0.17	1026	1WEN101R01	WE110	1.5 ST FIN	90.28%
58378	12/8/2023	\$300,000	152304	82213	\$234,517	1.68	2390	1WHST01R01	Z1030	1 STY	78.17%
53809	12/9/2023	\$345,000	107000	193553	\$300,553	0.15	556	1WEN102R01	WE205	1 STY	87.12%
53140	12/11/2023	\$470,000	107000	219783	\$326,783	0.19	1960	1WEN101R01	WE115	1 STY	69.53%
57271	12/12/2023	\$665,000	107000	443967	\$550,967	0.33	2266	1WEN102R01	WE214	2 STY	82.85%
58968	12/20/2023	\$505,000	54320	423399	\$477,719	0.29	2245	1MALR02R01	3LKNW	1 STY	94.60%
69137	12/20/2023	\$138,000	137360	0	\$137,360	0.41	P2008-002	1MALR02R01	MA204		99.54%
58802	12/28/2023	\$399,900	74400	323666	\$398,066	0.95	427	1MALR02R01	MA212	1 STY	99.54%
54363	12/29/2023	\$288,000	107000	61273	\$168,273	0.10	1155	1WEN103R01	WE306	1.5 ST FIN	58.43%
69734	12/29/2023	\$149,900	149040	0	\$149,040	0.20	2021-1CA	1CSHC01R01	CC105		99.43%
64815	1/2/2024	\$359,000	69550	222695	\$292,245	0.06	COTTAGE	1WEN102R01	Z1002	2 STY	81.41%
68653	1/10/2024	\$200,000	214332	0	\$214,332	1.49		1CSHN02R01	CSHWF		107.17%
14131	1/11/2024	\$295,000	106700	0	\$106,700	21.46		1SQKM02R01	SQ202		36.17%
62843	1/11/2024	\$1,142,500	121600	677528	\$799,128	2.50	THREEL	1MALR02R01	MA210	1 STY	69.95%
52770	1/18/2024	\$375,000	107000	146709	\$253,709	0.16	1325	1WEN102R01	WE201	1 STY	67.66%
56372	1/19/2024	\$375,000	107000	161412	\$268,412	0.48		1WEN102R01	WE214	1 STY	71.58%
21168	1/22/2024	\$685,000	139104	474191	\$613,295	0.26	206	1CSHC01R01	CC105	1 STY	89.53%
69723	1/24/2024	\$170,000	149040	0	\$149,040	0.19	2021-1CA	1CSHC01R01	CC105		87.67%
19619	1/25/2024	\$405,000	107000	229345	\$336,345	0.14	365	1WEN102R01	WE201	1 STY	83.05%

Cycle 1: Cashmere South Wenatchee/Malaga

DOR Ratio Sales Data for 2024-2025

pid	date	sprice	land	imp	mkt	acr	subd	hood	subs	class	RATIO
54364	1/30/2024	\$97,000	107000	12124	\$119,124	0.11	1155	1WEN103R01	WE306	MBL HOME	122.81%
19729	2/6/2024	\$503,000	62080	435622	\$497,702	0.30	2250	1MALR02R01	3LKNW	1.5 ST FIN	98.95%
56863	2/9/2024	\$478,000	123050	294945	\$417,995	0.22	1183	1WEN101R01	WE113	BI-LEVEL	87.45%
55523	2/13/2024	\$330,000	107000	90910	\$197,910	0.14	2400	1WEN103R01	WE306	1 STY	59.97%
19562	2/15/2024	\$329,000	107000	112361	\$219,361	0.14	365	1WEN102R01	WE201	1 STY	66.68%
68182	2/15/2024	\$267,000	229589	0	\$229,589	5.88		1CSHN01R01	CN103		85.99%
21436	2/16/2024	\$415,000	119232	186907	\$306,139	0.22	1380	1CSHC01R01	CC105	1 STY	73.77%
21443	2/16/2024	\$550,000	119232	225210	\$344,442	0.29	1460	1CSHC01R01	CC105	SPLT LEV	62.63%
58995	2/16/2024	\$399,200	62080	190209	\$252,289	0.21	2245	1MALR02R01	3LKNW	1 STY	63.20%
69143	2/16/2024	\$155,000	137360	0	\$137,360	0.54	P2008-002	1MALR02R01	MA204		88.62%
54711	2/18/2024	\$469,000	107000	320769	\$427,769	0.15	1610	1WEN103R01	WE308	1 STY	91.21%
56860	2/21/2024	\$495,000	123050	368700	\$491,750	0.24	1183	1WEN101R01	WE113	SPLT LEV	99.34%
56232	2/22/2024	\$655,000	128400	521598	\$649,998	0.80	1325	1WEN101R01	WE118	1.5 ST FIN	99.24%
57587	2/23/2024	\$500,000	128400	368548	\$496,948	0.21	1957	1WEN101R01	WE116	1 STY	99.39%
56619	2/26/2024	\$398,900	123050	276077	\$399,127	0.16	225	1WEN102R01	WE207	1 STY	100.06%
15706	2/27/2024	\$499,000	107000	390299	\$497,299	0.17	308	1WEN102R01	WE201	2 STY	99.66%
16155	2/28/2024	\$391,500	107000	195178	\$302,178	0.13	365	1WEN102R01	WE201	1 STY	77.18%
16965	3/1/2024	\$1,250,000	90950	1035387	\$1,126,337	0.55	238	1WEN101R01	WE103	1.5 ST FIN	90.11%
55833	3/12/2024	\$332,775	107000	212047	\$319,047	0.13		1WEN103R01	WE304	1.5 ST FIN	95.87%
56732	3/12/2024	\$390,000	107000	221844	\$328,844	0.19	1159	1WEN102R01	WE208	1 STY	84.32%
56953	3/13/2024	\$440,000	123050	210407	\$333,457	0.18	1631	1WEN102R01	WE204	1 STY	75.79%
											85.74%

Cycle 1: Cashmere South Wenatchee/Malaga
MH Ratio Sales Data for 2024-2025

pid	date	sprice	land	imp	mkt	acr	subd	hood	subs	class	RATIO
56072	8/15/2022	\$325,000	69426	113383	\$182,809	0.20	2032	1MALR01R01	MA106	MBL HOME	56.25%
57154	8/15/2022	\$335,000	107000	144303	\$251,303	0.12	1848	1WEN102R01	WE208	MBL HOME	75.02%
56877	10/4/2022	\$270,000	123050	124611	\$247,661	0.18	1346	1WEN101R01	WE112	MBL HOME	91.73%
24495	10/14/2022	\$275,000	144454	76685	\$221,139	1.31	2355	1CSHS05R01	CS506	MBL HOME	80.41%
19409	10/31/2022	\$550,000	142297	115723	\$258,020	1.50		1SQKM01R01	SQ111	MBL HOME	46.91%
58515	11/15/2022	\$384,500	53200	263062	\$316,262	0.45	452	1MALR02R01	MA208	MBL HOME	82.25%
56600	12/12/2022	\$337,500	79800	171482	\$251,282	0.16	408	1MALR01R01	MA103	MBL HOME	74.45%
54927	12/22/2022	\$308,000	107000	142916	\$249,916	0.16	1820	1WEN103R01	WE305	MBL HOME	81.14%
22245	2/15/2023	\$371,000	108720	68100	\$176,820	0.33	235	1CSHC01R01	CC111	MBL HOME	47.66%
58236	3/28/2023	\$192,500	109230	55040	\$164,270	2.02		1SQKM01R01	SQ108	MBL HOME	85.34%
64394	5/17/2023	\$500,000	63982	174941	\$238,923	3.13		1CSHN01R01	CN104	MBL HOME	47.78%
58172	5/23/2023	\$350,000	99666	134196	\$233,862	0.55		1SQKM01R01	SQ110	MBL HOME	66.82%
58604	6/28/2023	\$220,000	53200	27221	\$80,421	0.14	1780	1MALR02R01	MA205	MBL HOME	36.56%
31919	7/7/2023	\$590,000	132128	241519	\$373,647	2.14		1CSHN01R01	CN104	MBL HOME	63.33%
58395	8/3/2023	\$675,000	238716	144363	\$383,079	4.47	2390	1WHST01R01	Z1002	MBL HOME	56.75%
21966	8/28/2023	\$325,000	82950	61165	\$144,115	0.37		1CSHS04R01	CS404	MBL HOME	44.34%
19940	9/18/2023	\$60,000	59360	0	\$59,360	0.45		1MALR02R01	MA207	MBL HOME	98.93%
58518	10/3/2023	\$415,000	53200	250312	\$303,512	0.47	452	1MALR02R01	MA208	MBL HOME	73.14%
58680	10/11/2023	\$275,000	127878	73482	\$201,360	2.54		1MALR02R01	MA207	MBL HOME	73.22%
22040	10/31/2023	\$145,000	99960	27927	\$127,887	0.33		1CSHS04R01	CS406	MBL HOME	88.20%
22912	11/20/2023	\$500,000	119250	31329	\$150,579	0.92	920	1CSHN02R01	CN206	MBL HOME	30.12%
54364	1/30/2024	\$97,000	107000	12124	\$119,124	0.11	1155	1WEN103R01	WE306	MBL HOME	122.81% 69.23%